

12-months ending August

Volume (tonnes swt)	Chilled		Frozen		Total	
	12-months ending August	Y-O-Y % chg.	12-months ending August	Y-O-Y % chg.	12-months ending August	Y-O-Y % chg.
Total	5,773	-7	7,459	-11	13,232	-9
Lamb	5,704	-7	3,502	-3	9,206	-5
Mutton	69	-14	3,957	-17	4,025	-17

Calendar year-to-August

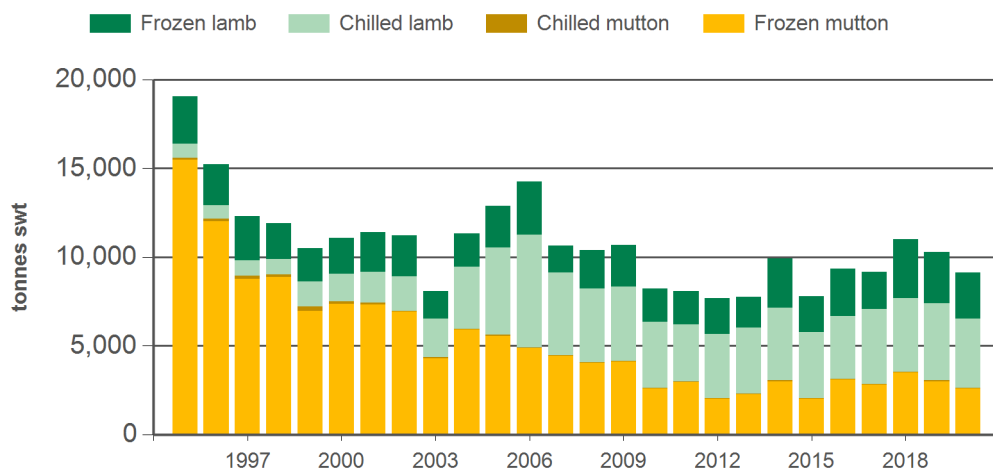
Chilled		Frozen		Total	
2020 YTD	Y-O-Y % chg.	2020 YTD	Y-O-Y % chg.	2020 YTD	Y-O-Y % chg.
3,947	-11	5,176	-12	9,122	-11
3,915	-10	2,581	-10	6,496	-10
31	-45	2,595	-14	2,626	-14

Month of August

Chilled			Frozen			Total		
2020 August	M-O-M % chg.	Y-O-Y % chg.	2020 August	M-O-M % chg.	Y-O-Y % chg.	2020 August	M-O-M % chg.	Y-O-Y % chg.
535	6	2	323	462	-45	858	53	-23
530	6	2	107	401	-61	637	22	-20
5	168	-10	216	499	-31	221	481	-31

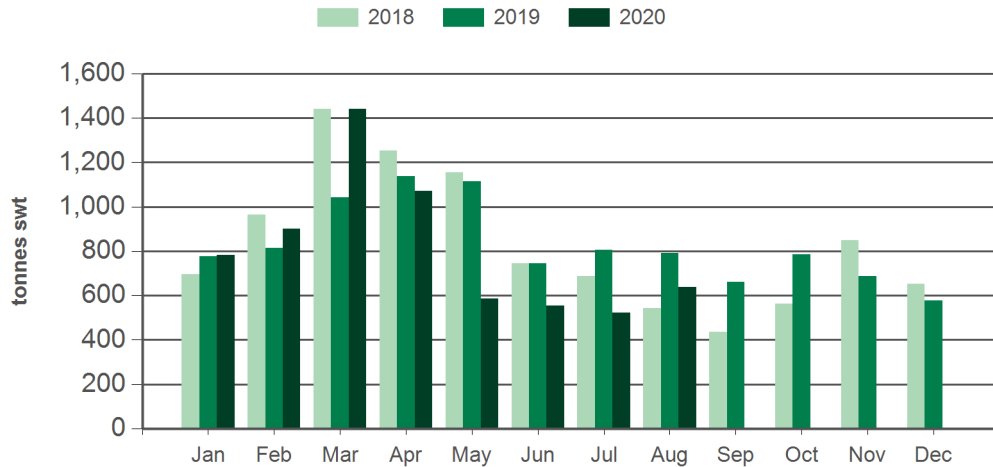
Source: DAWR. YTD = Calendar year-to-August. Y-O-Y = Year-on-year. M-O-M = Month-on-month. SWT = Shipped weight. For further information email globalindustryinsights@mla.com.au.

Year-to-August sheepmeat exports to Japan



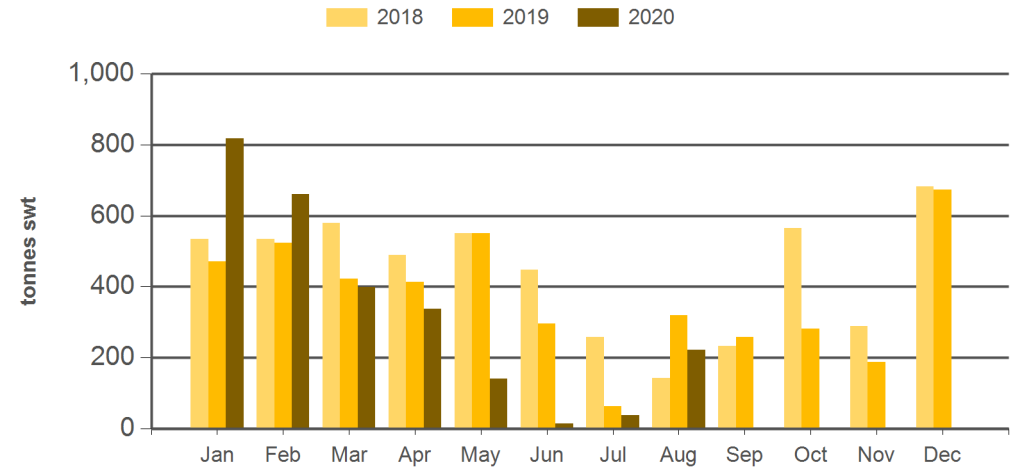
Source: DAWR, Prepared by MLA

Monthly lamb exports to Japan



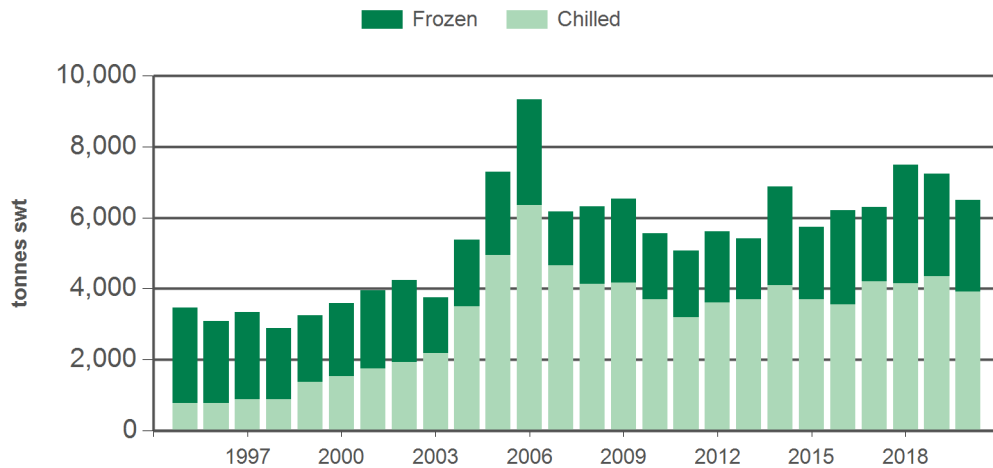
Source: DAWR, Prepared by MLA

Monthly mutton exports to Japan



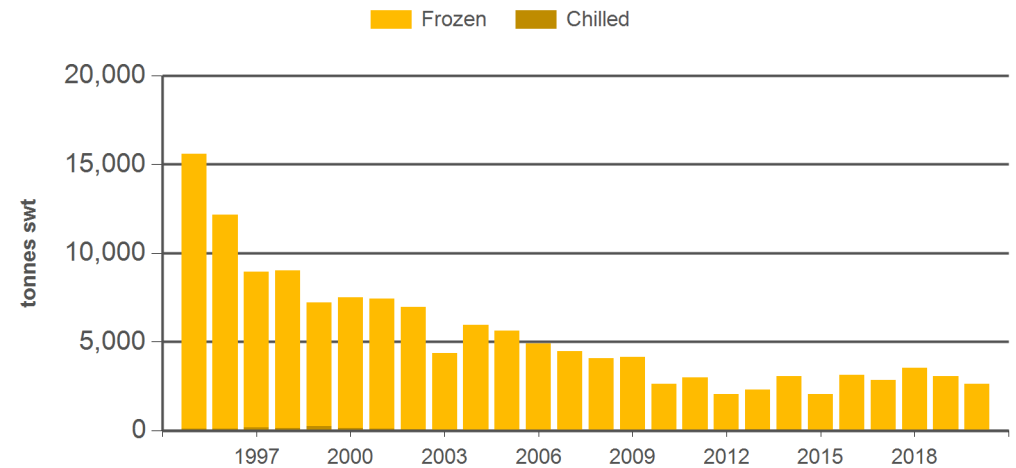
Source: DAWR, Prepared by MLA

Year-to-August lamb exports to Japan



Source: DAWR, Prepared by MLA

Year-to-August mutton exports to Japan



Source: DAWR, Prepared by MLA

Historical sheepmeat exports - Calendar year totals

Volume (tonnes swt)	2005	2006	2007	2008	2009	2010	2011	2012	2013	2014	2015	2016	2017	2018	2019	2020 YTD	Y-O-Y % chg.
Total	19,129	18,698	15,498	16,962	13,939	11,474	11,885	10,851	11,484	15,243	11,711	13,222	12,820	15,292	14,398	9,122	-11
Lamb	10,928	11,879	8,515	9,876	8,338	7,689	7,381	7,687	7,697	10,127	7,977	8,640	8,345	9,988	9,940	6,496	-10
Mutton	8,201	6,819	6,983	7,086	5,602	3,785	4,505	3,164	3,787	5,116	3,733	4,582	4,475	5,304	4,457	2,626	-14

Source: DAWR. YTD = Calendar year-to-August. SWT = Shipped weight. For further information email globalindustryinsights@mla.com.au.

NEED MORE INFORMATION?



Click here for further prices and market information:
<http://www.mla.com.au/prices-markets>



To download all historical data, click here to access MLA's statistics database:
<http://statistics.mla.com.au>



Email marketinfo@mla.com.au to subscribe to this or any other of MLA's market information reports