

#### 12-months ending September

| Volume (tonnes swt) | Chilled                    |              | Frozen                     |              | Total                      |              |
|---------------------|----------------------------|--------------|----------------------------|--------------|----------------------------|--------------|
|                     | 12-months ending September | Y-O-Y % chg. | 12-months ending September | Y-O-Y % chg. | 12-months ending September | Y-O-Y % chg. |
| Total               | 5,814                      | -7           | 7,480                      | -12          | 13,294                     | -10          |
| Lamb                | 5,753                      | -7           | 3,464                      | -8           | 9,217                      | -7           |
| Mutton              | 61                         | -29          | 4,016                      | -16          | 4,077                      | -16          |

#### Calendar year-to-September

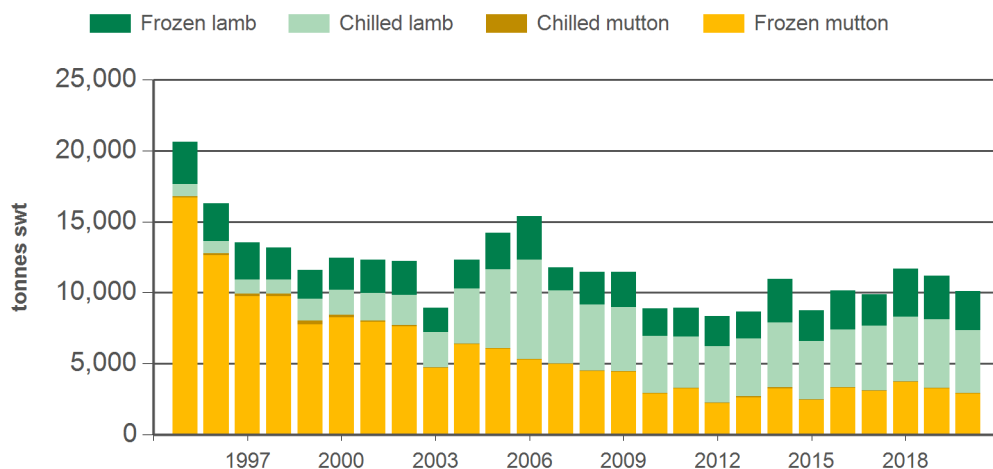
| Chilled  |              | Frozen   |              | Total    |              |
|----------|--------------|----------|--------------|----------|--------------|
| 2020 YTD | Y-O-Y % chg. | 2020 YTD | Y-O-Y % chg. | 2020 YTD | Y-O-Y % chg. |
| 4,439    | -9           | 5,665    | -11          | 10,104   | -10          |
| 4,402    | -8           | 2,766    | -11          | 7,167    | -9           |
| 37       | -47          | 2,899    | -11          | 2,936    | -11          |

#### Month of September

| Chilled        |              |              | Frozen         |              |              | Total          |              |              |
|----------------|--------------|--------------|----------------|--------------|--------------|----------------|--------------|--------------|
| 2020 September | M-O-M % chg. | Y-O-Y % chg. | 2020 September | M-O-M % chg. | Y-O-Y % chg. | 2020 September | M-O-M % chg. | Y-O-Y % chg. |
| 492            | -8           | 9            | 489            | 52           | 5            | 982            | 14           | 7            |
| 486            | -8           | 11           | 185            | 73           | -17          | 672            | 5            | 2            |
| 6              | 6            | -56          | 304            | 41           | 24           | 310            | 40           | 20           |

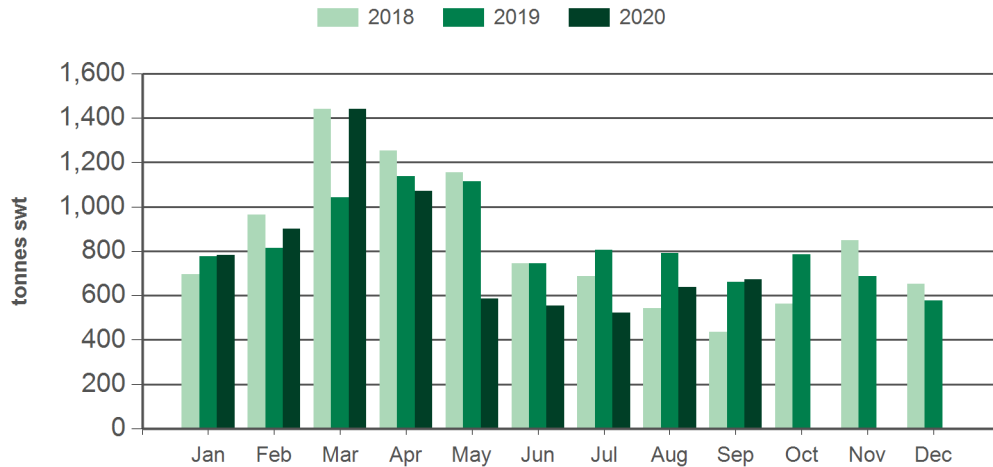
Source: DAWR. YTD = Calendar year-to-September. Y-O-Y = Year-on-year. M-O-M = Month-on-month. SWT = Shipped weight. For further information email [globalindustryinsights@mla.com.au](mailto:globalindustryinsights@mla.com.au).

#### Year-to-September sheepmeat exports to Japan



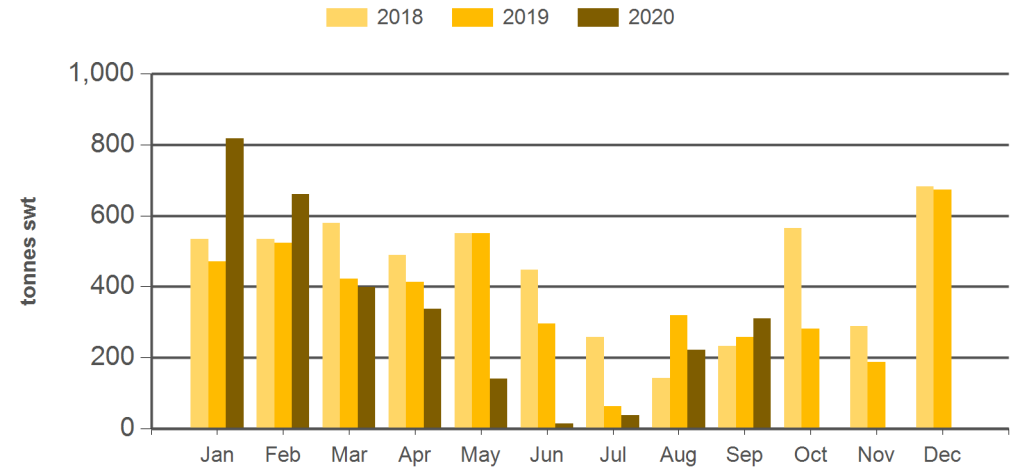
Source: DAWR, Prepared by MLA

**Monthly lamb exports to Japan**



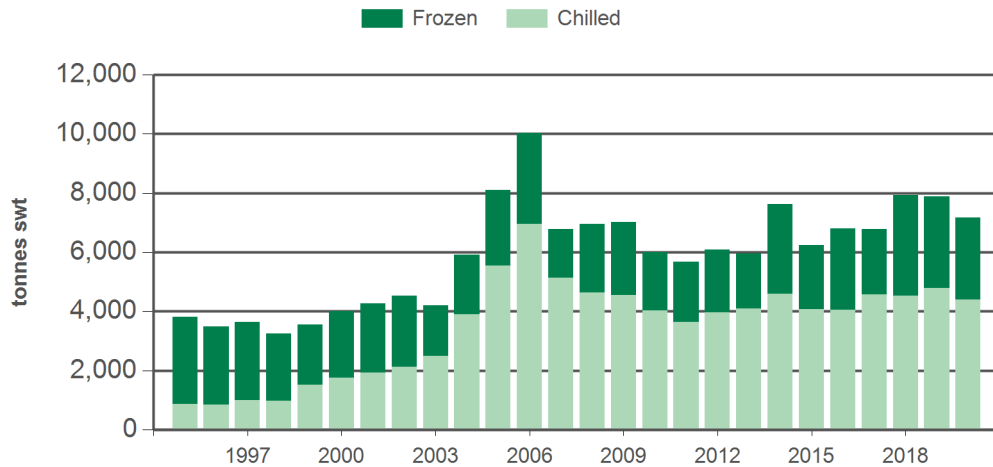
Source: DAWR, Prepared by MLA

**Monthly mutton exports to Japan**



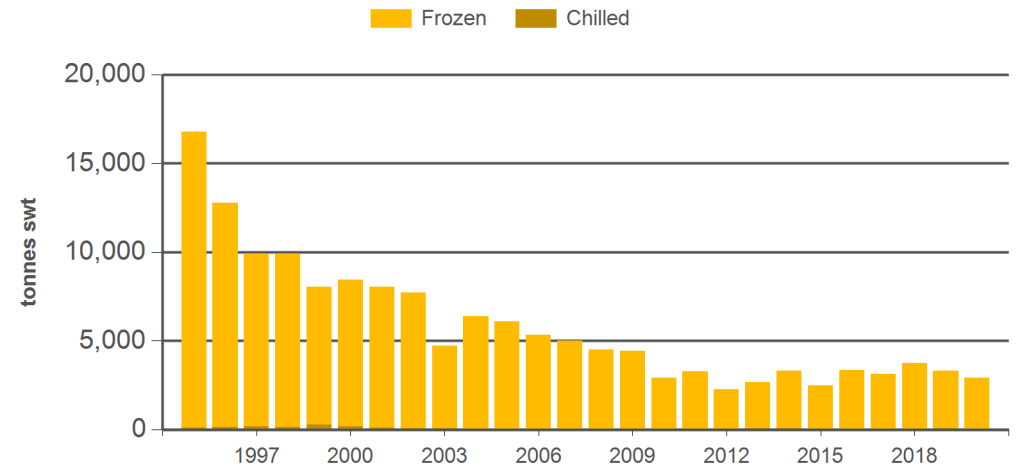
Source: DAWR, Prepared by MLA

**Year-to-September lamb exports to Japan**



Source: DAWR, Prepared by MLA

**Year-to-September mutton exports to Japan**



Source: DAWR, Prepared by MLA

#### Historical sheepmeat exports - Calendar year totals

| Volume (tonnes swt) | 2005   | 2006   | 2007   | 2008   | 2009   | 2010   | 2011   | 2012   | 2013   | 2014   | 2015   | 2016   | 2017   | 2018   | 2019   | 2020 YTD | Y-O-Y % chg. |
|---------------------|--------|--------|--------|--------|--------|--------|--------|--------|--------|--------|--------|--------|--------|--------|--------|----------|--------------|
| Total               | 19,129 | 18,698 | 15,498 | 16,962 | 13,939 | 11,474 | 11,885 | 10,851 | 11,484 | 15,243 | 11,711 | 13,222 | 12,820 | 15,292 | 14,398 | 10,104   | -10          |
| Lamb                | 10,928 | 11,879 | 8,515  | 9,876  | 8,338  | 7,689  | 7,381  | 7,687  | 7,697  | 10,127 | 7,977  | 8,640  | 8,345  | 9,988  | 9,940  | 7,167    | -9           |
| Mutton              | 8,201  | 6,819  | 6,983  | 7,086  | 5,602  | 3,785  | 4,505  | 3,164  | 3,787  | 5,116  | 3,733  | 4,582  | 4,475  | 5,304  | 4,457  | 2,936    | -11          |

Source: DAWR. YTD = Calendar year-to-September. SWT = Shipped weight. For further information email [globalindustryinsights@mla.com.au](mailto:globalindustryinsights@mla.com.au).

#### NEED MORE INFORMATION?



Click here for further prices and market information:  
<http://www.mla.com.au/prices-markets>



To download all historical data, click here to access MLA's statistics database:  
<http://statistics.mla.com.au>



Email [marketinfo@mla.com.au](mailto:marketinfo@mla.com.au) to subscribe to this or any other of MLA's market information reports