

#### 12-months ending August

Volume (tonnes swt)	Chilled		Frozen		Total	
	12-months ending August	Y-O-Y % chg.	12-months ending August	Y-O-Y % chg.	12-months ending August	Y-O-Y % chg.
Total	4,464	12	11,623	7	16,088	8
Lamb	4,464	12	9,554	4	14,019	6
Mutton	-	-100	2,069	25	2,069	25

#### Calendar year-to-August

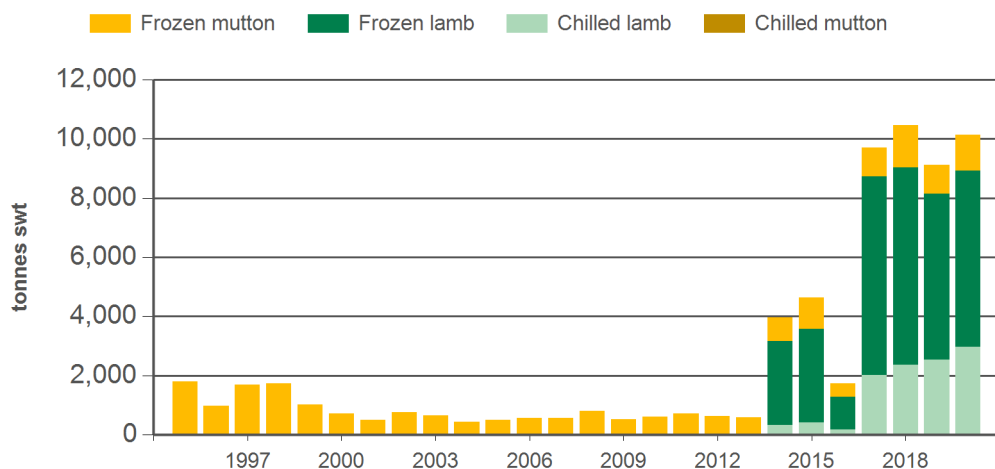
Chilled		Frozen		Total	
2020 YTD	Y-O-Y % chg.	2020 YTD	Y-O-Y % chg.	2020 YTD	Y-O-Y % chg.
2,958	17	7,185	9	10,143	11
2,958	17	5,962	7	8,920	10
-	-	1,222	25	1,222	24

#### Month of August

Chilled			Frozen			Total		
2020 August	M-O-M % chg.	Y-O-Y % chg.	2020 August	M-O-M % chg.	Y-O-Y % chg.	2020 August	M-O-M % chg.	Y-O-Y % chg.
484	30	78	881	17	53	1,365	21	61
484	30	78	777	18	111	1,261	22	97
-	-	-	104	11	-50	104	11	-50

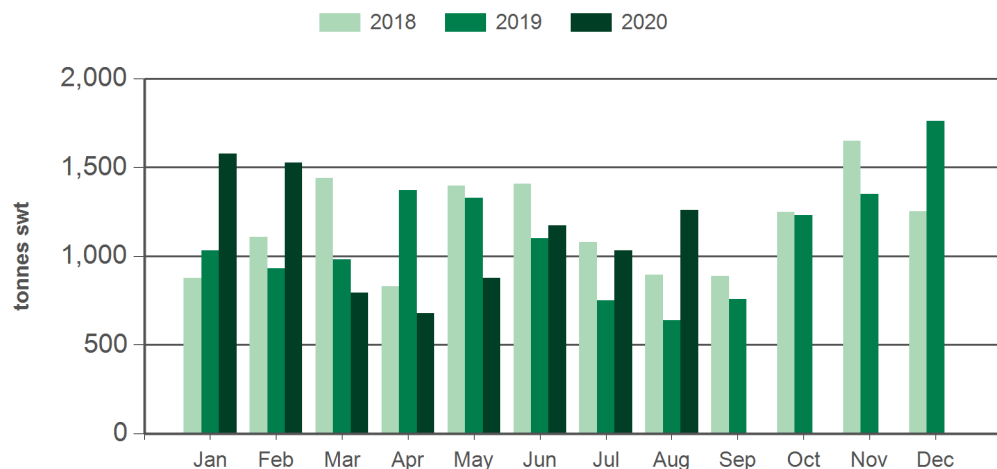
Source: DAWR. YTD = Calendar year-to-August. Y-O-Y = Year-on-year. M-O-M = Month-on-month. SWT = Shipped weight. For further information email [globalindustryinsights@mla.com.au](mailto:globalindustryinsights@mla.com.au).

#### Year-to-August sheepmeat exports to Korea



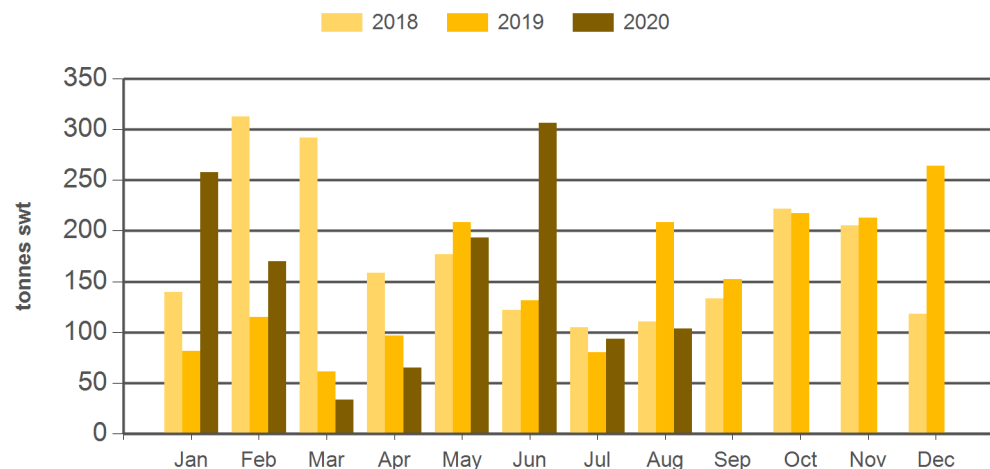
Source: DAWR, Prepared by MLA

**Monthly lamb exports to Korea**



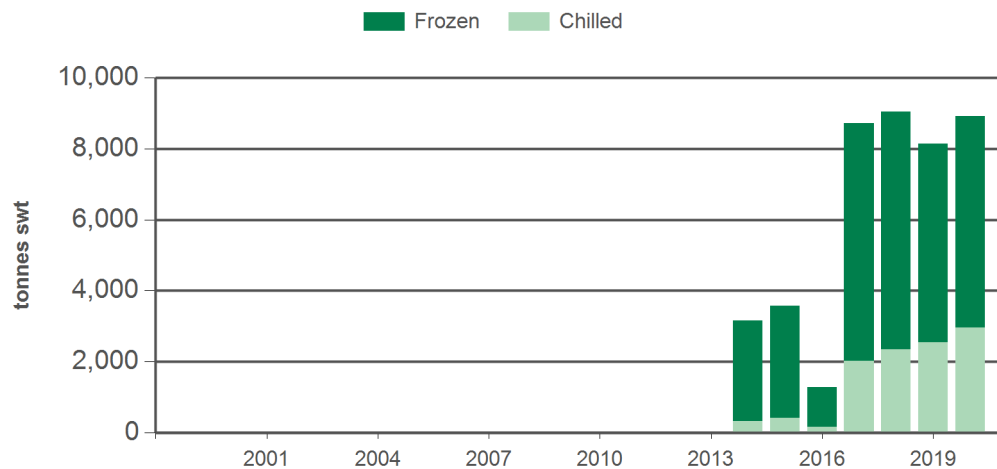
Source: DAWR, Prepared by MLA

**Monthly mutton exports to Korea**



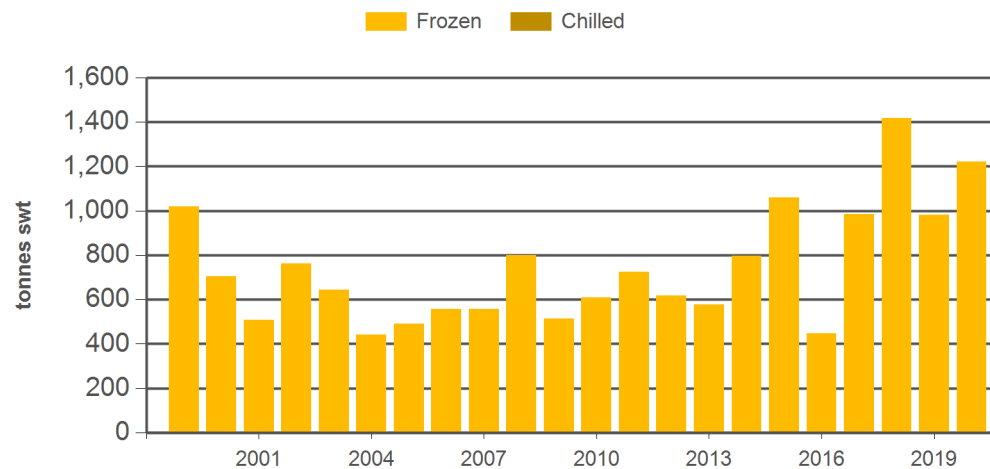
Source: DAWR, Prepared by MLA

**Year-to-August lamb exports to Korea**



Source: DAWR, Prepared by MLA

**Year-to-August mutton exports to Korea**



Source: DAWR, Prepared by MLA

#### Historical sheepmeat exports - Calendar year totals

Volume (tonnes swt)	2005	2006	2007	2008	2009	2010	2011	2012	2013	2014	2015	2016	2017	2018	2019	2020 YTD	Y-O-Y % chg.
Total	694	800	776	1,181	703	973	972	950	991	6,114	6,126	1,723	14,235	16,172	15,059	10,143	11
Lamb	0	0	0	0	0	0	0	0	0	4,837	4,829	1,277	12,777	14,076	13,230	8,920	10
Mutton	694	800	776	1,181	703	973	972	950	991	1,277	1,298	447	1,458	2,096	1,829	1,222	24

Source: DAWR. YTD = Calendar year-to-August. SWT = Shipped weight. For further information email [globalindustryinsights@mla.com.au](mailto:globalindustryinsights@mla.com.au).

#### NEED MORE INFORMATION?



Click here for further prices and market information:  
<http://www.mla.com.au/prices-markets>



To download all historical data, click here to access MLA's statistics database:  
<http://statistics.mla.com.au>



Email [marketinfo@mla.com.au](mailto:marketinfo@mla.com.au) to subscribe to this or any other of MLA's market information reports