

### 12-months ending September

Volume (tonnes swt)	Chilled		Frozen		Total	
	12-months ending September	Y-O-Y % chg.	12-months ending September	Y-O-Y % chg.	12-months ending September	Y-O-Y % chg.
Total	4,591	14	11,865	11	16,456	12
Lamb	4,591	14	9,918	10	14,509	11
Mutton	-	-100	1,947	16	1,947	16

### Calendar year-to-September

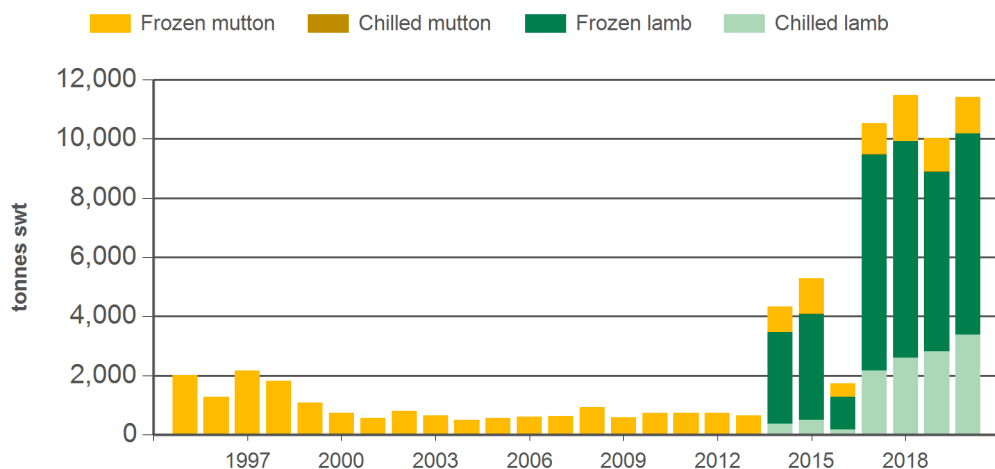
Chilled		Frozen		Total	
2020 YTD	Y-O-Y % chg.	2020 YTD	Y-O-Y % chg.	2020 YTD	Y-O-Y % chg.
3,368	19	8,055	12	11,422	14
3,368	19	6,802	12	10,170	14
-	-	1,253	11	1,253	10

### Month of September

Chilled			Frozen			Total		
2020 September	M-O-M % chg.	Y-O-Y % chg.	2020 September	M-O-M % chg.	Y-O-Y % chg.	2020 September	M-O-M % chg.	Y-O-Y % chg.
410	-15	45	870	-1	38	1,280	-6	40
410	-15	45	839	8	76	1,249	-1	65
-	-	-	31	-71	-80	31	-71	-80

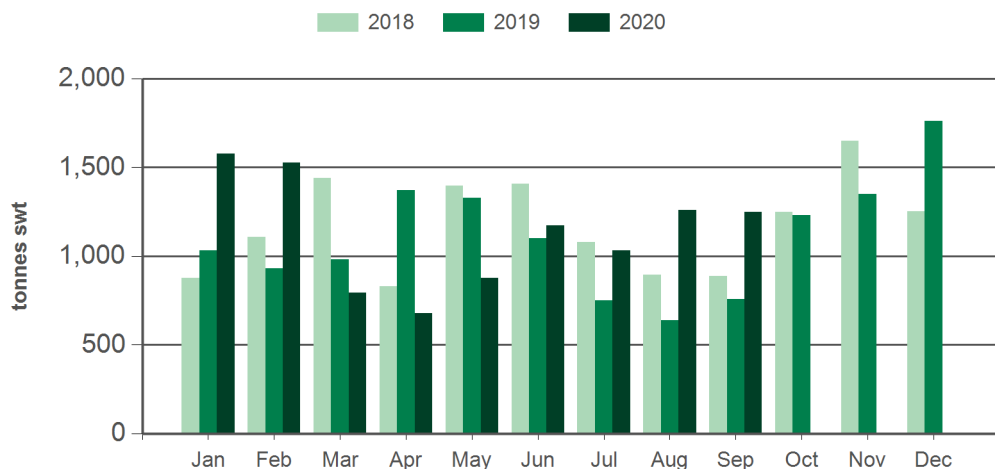
Source: DAWR. YTD = Calendar year-to-September. Y-O-Y = Year-on-year. M-O-M = Month-on-month. SWT = Shipped weight. For further information email [globalindustryinsights@mla.com.au](mailto:globalindustryinsights@mla.com.au).

### Year-to-September sheepmeat exports to Korea



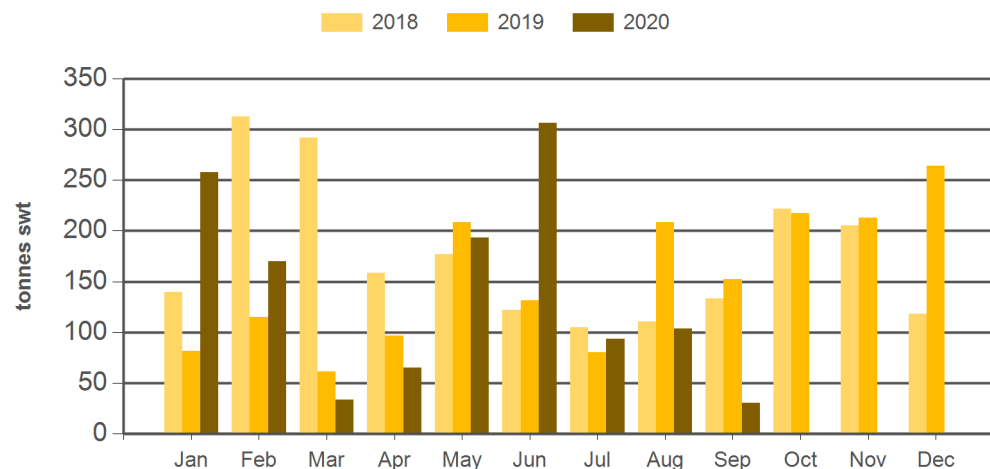
Source: DAWR, Prepared by MLA

**Monthly lamb exports to Korea**



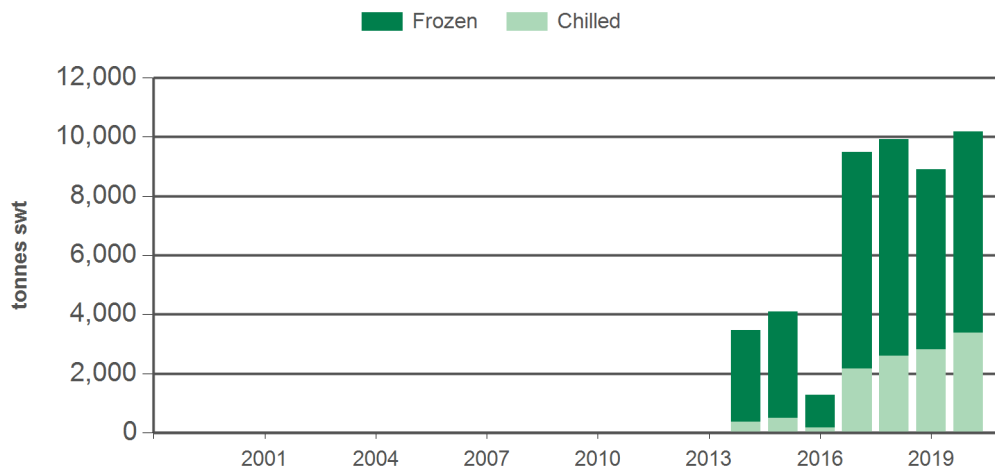
Source: DAWR, Prepared by MLA

**Monthly mutton exports to Korea**



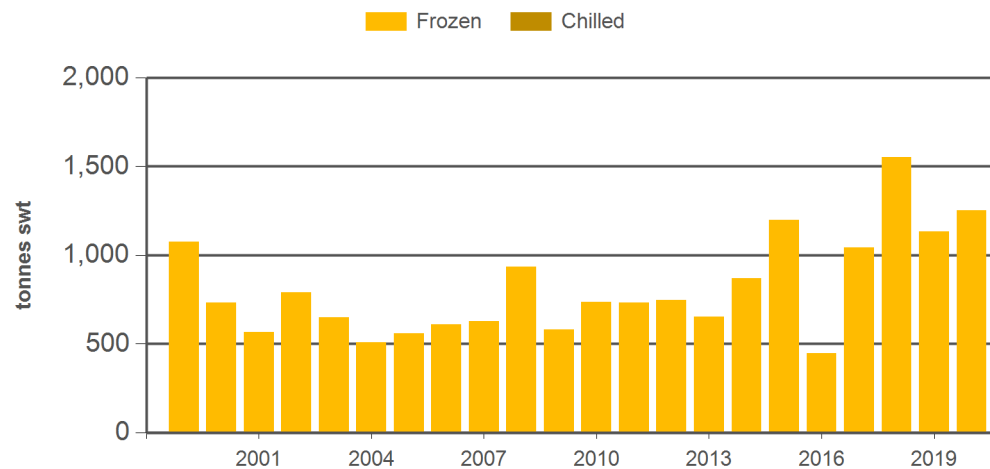
Source: DAWR, Prepared by MLA

**Year-to-September lamb exports to Korea**



Source: DAWR, Prepared by MLA

**Year-to-September mutton exports to Korea**



Source: DAWR, Prepared by MLA

#### Historical sheepmeat exports - Calendar year totals

Volume (tonnes swt)	2005	2006	2007	2008	2009	2010	2011	2012	2013	2014	2015	2016	2017	2018	2019	2020 YTD	Y-O-Y % chg.
Total	694	800	776	1,181	703	973	972	950	991	6,114	6,126	1,723	14,235	16,172	15,059	11,422	14
Lamb	0	0	0	0	0	0	0	0	0	4,837	4,829	1,277	12,777	14,076	13,230	10,170	14
Mutton	694	800	776	1,181	703	973	972	950	991	1,277	1,298	447	1,458	2,096	1,829	1,253	10

Source: DAWR. YTD = Calendar year-to-September. SWT = Shipped weight. For further information email [globalindustryinsights@mla.com.au](mailto:globalindustryinsights@mla.com.au).

#### NEED MORE INFORMATION?



Click here for further prices and market information:  
<http://www.mla.com.au/prices-markets>



To download all historical data, click here to access MLA's statistics database:  
<http://statistics.mla.com.au>



Email [marketinfo@mla.com.au](mailto:marketinfo@mla.com.au) to subscribe to this or any other of MLA's market information reports