


Australian sheepmeat exports



Monthly trade summary - March 2026

Month of March

:	Lamb		Mutton		Total	
	Tonnes	%	Tonnes	%	Tonnes	%
China	6,232	16%	3,281	-57%	9,513	-27%
US	8,200	22%	625	11%	8,825	21%
Malaysia	1,653	-21%	2,067	-14%	3,720	-17%
Korea	2,801	31%	228	85%	3,029	34%
UAE	896	-61%	455	-37%	1,350	-55%
Papua New Guinea	1,388	-34%	203	-11%	1,591	-32%
Japan	1,274	19%	911	35%	2,184	25%
Saudi Arabia	394	-70%	758	-76%	1,153	-74%
Singapore	364	-2%	600	-13%	964	-9%
Taiwan	145	-33%	288	-37%	433	-36%
Canada	1,191	-10%	243	4%	1,434	-8%
United Kingdom	2,097	4%	710	8%	2,807	5%
Jordan	303	-54%	135	1631%	438	-35%
Qatar	275	-71%	252	-69%	527	-70%
Kuwait	40	-96%	159	-63%	199	-86%
Other	3,238	-14%	1,251	-67%	4,489	-41%
Total	30,491	-9%	12,165	-46%	42,656	-24%

Calendar year-to-March

:	Lamb		Mutton		Total	
	Tonnes	%	Tonnes	%	Tonnes	%
	16,273	12%	8,969	-59%	25,242	-31%
	21,366	0%	1,913	-22%	23,279	-2%
	3,977	-7%	5,861	-22%	9,838	-17%
	6,734	27%	762	24%	7,497	26%
	5,332	-22%	2,287	5%	7,619	-16%
	3,531	-28%	656	-19%	4,186	-27%
	3,143	28%	2,007	41%	5,150	32%
	2,189	-25%	4,226	-39%	6,415	-35%
	1,051	32%	1,952	-9%	3,003	2%
	504	-17%	513	-46%	1,017	-35%
	3,018	-17%	1,102	31%	4,120	-8%
	5,253	15%	1,662	-2%	6,915	10%
	1,282	-43%	368	609%	1,650	-28%
	1,282	-49%	2,094	-7%	3,376	-29%
	1,383	-45%	1,461	8%	2,844	-26%
	8,364	-16%	4,661	-52%	13,026	-34%
Total	84,683	-5%	40,495	-35%	125,177	-18%

12 months ending March


:	Lamb		Mutton		Total	
	Tonnes	%	Tonnes	%	Tonnes	%
	64,731	18%	43,337	-56%	108,068	-29%
	84,262	-2%	14,997	-5%	99,259	-2%
	11,649	-12%	25,702	-3%	37,352	-6%
	21,342	13%	2,828	59%	24,170	17%
	23,637	-11%	9,791	8%	33,428	-6%
	17,704	-17%	2,808	8%	20,512	-14%
	13,060	22%	5,112	15%	18,172	20%
	11,464	12%	17,953	-2%	29,417	3%
	3,651	7%	9,928	7%	13,580	7%
	2,768	17%	3,431	-25%	6,199	-11%
	13,507	13%	3,157	43%	16,664	17%
	19,471	20%	8,196	49%	27,668	28%
	5,380	-39%	1,266	90%	6,646	-30%
	7,107	-15%	9,280	30%	16,387	5%
	5,716	-39%	6,349	-7%	12,065	-26%
	33,411	-44%	29,051	-37%	62,462	-41%
Total	338,861	-6%	193,187	-26%	532,048	-14%

Source: DAFF, XCED, MLA Calculations. All figures are shipped weight tonnes (SWT). For more information email insights@mla.com.au

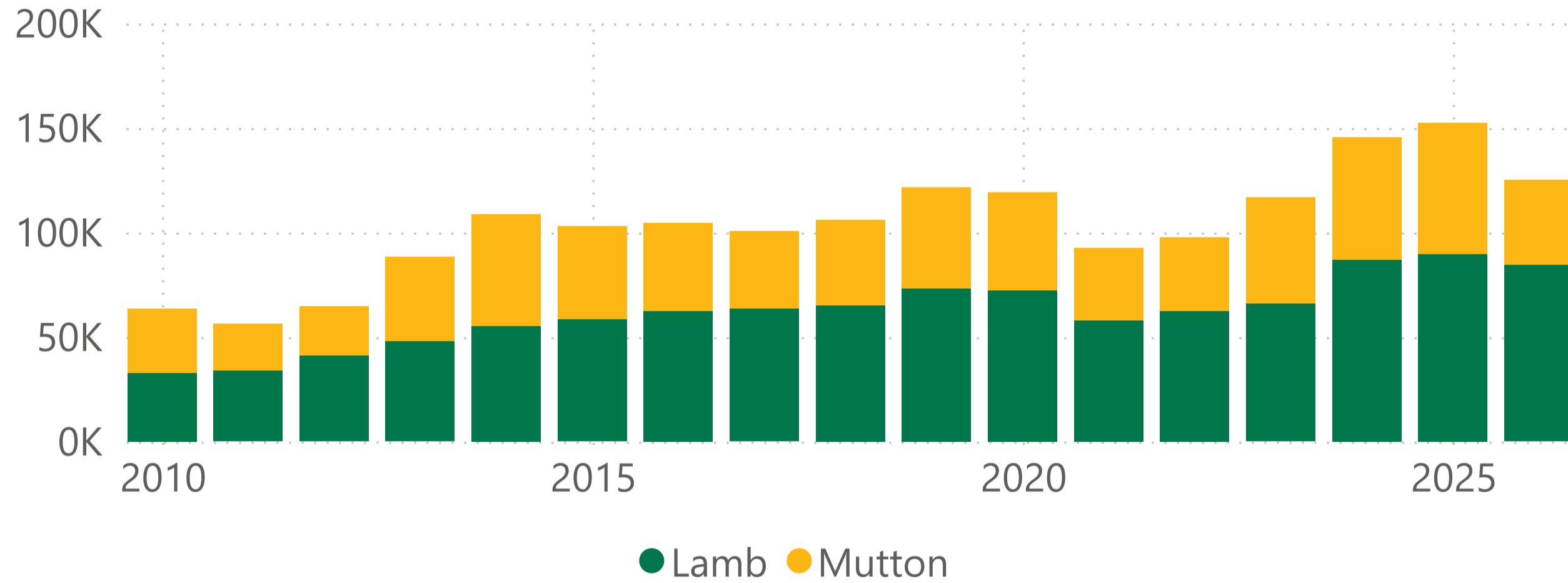
Last updated: 17 April 2026

Australian sheepmeat exports

Monthly trade summary - March 2026



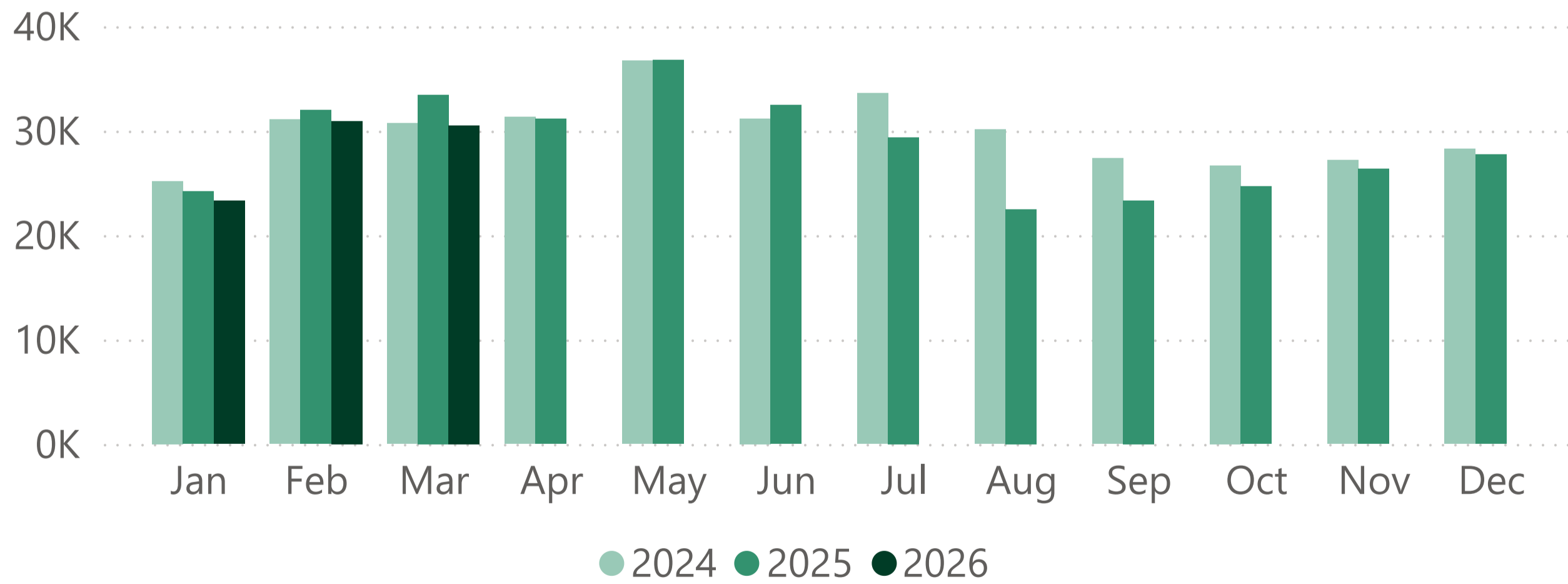
Year-to-date sheepmeat exports



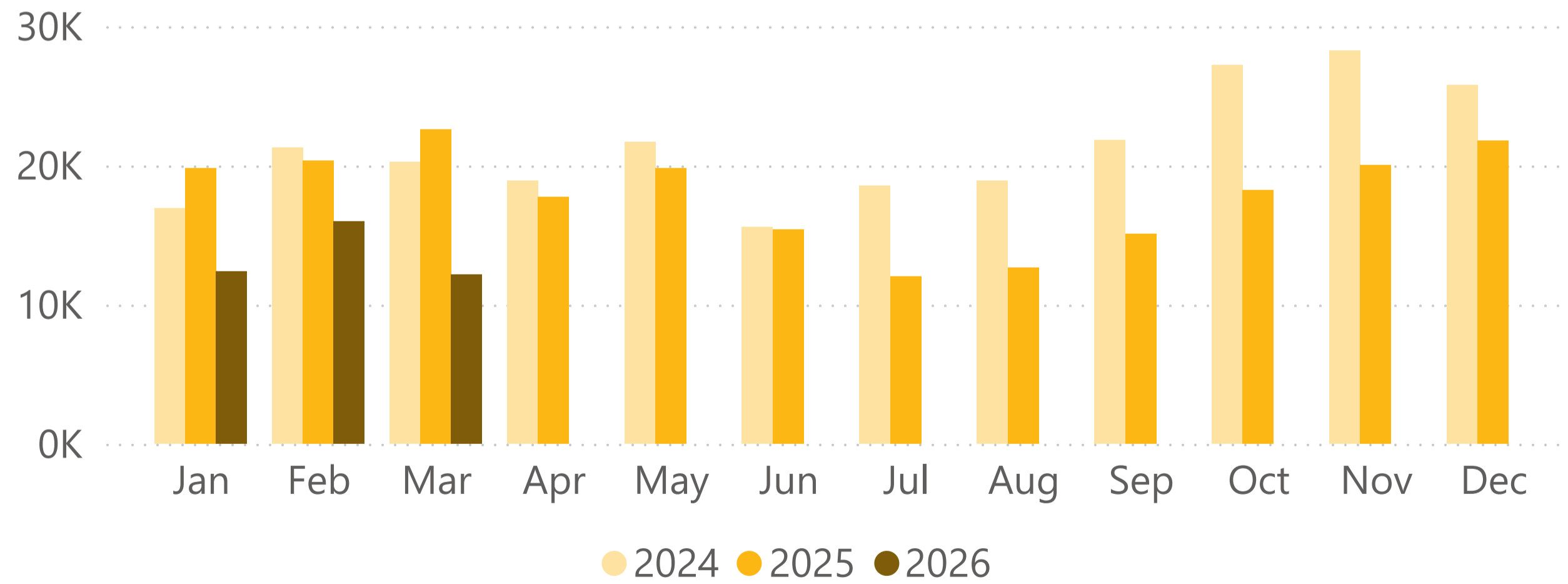
AUD/USD



Monthly lamb exports




Monthly mutton exports



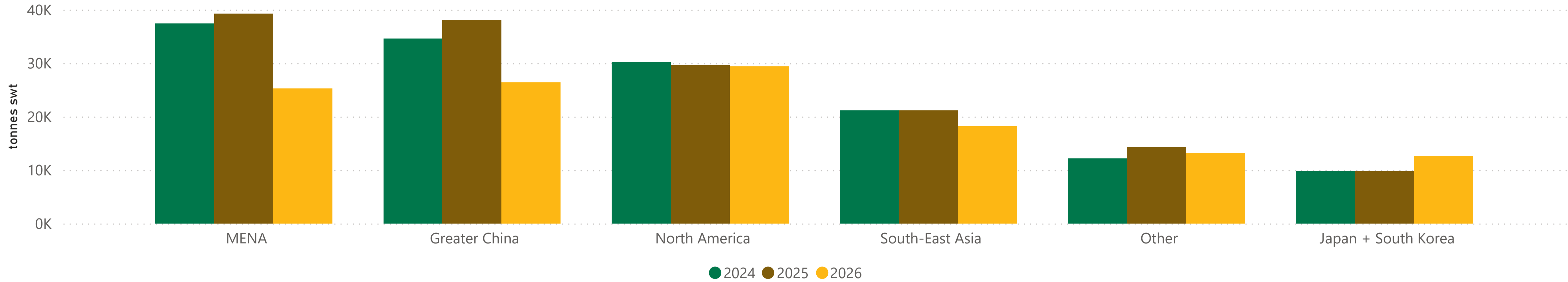
Source: DAFF, XCED, MLA Calculations. All figures are shipped weight tonnes (SWT). For more information email insights@mla.com.au
 Last updated: 17 April 2026

Australian sheepmeat exports

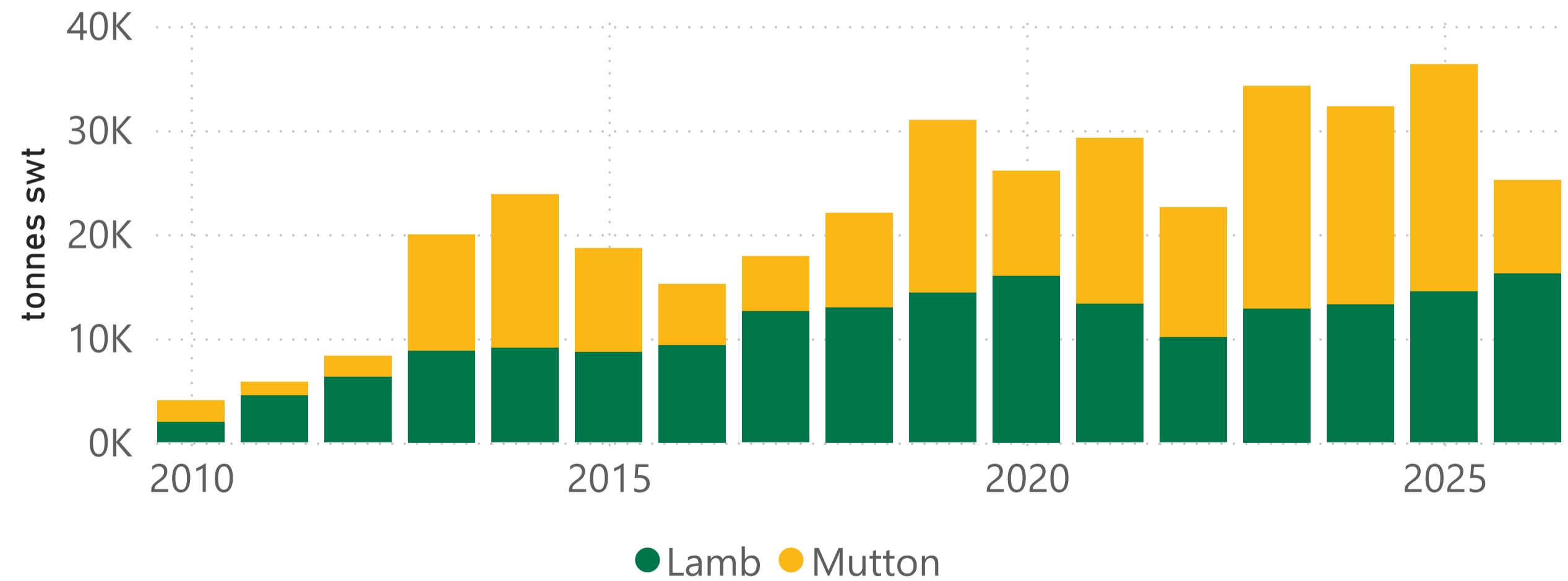


Monthly trade summary - March 2026

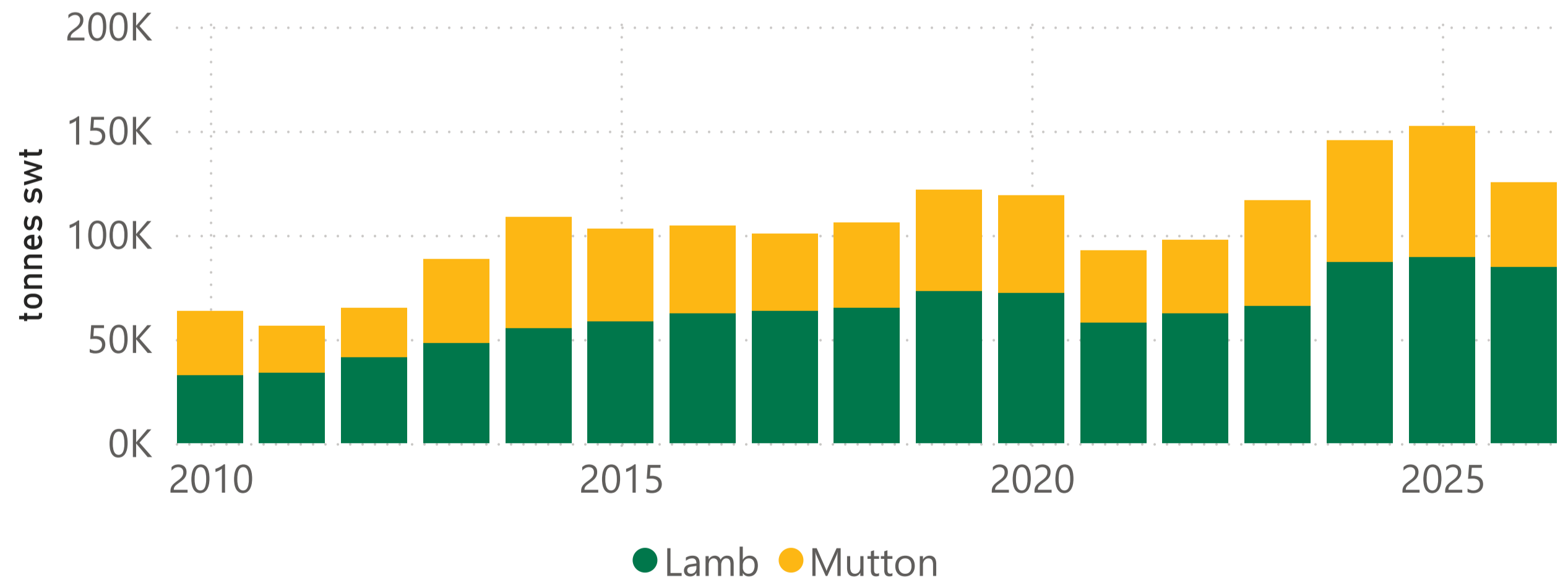
Year-to-date sheepmeat exports



Year to date sheepmeat exports to China




Year to date sheepmeat exports to the US



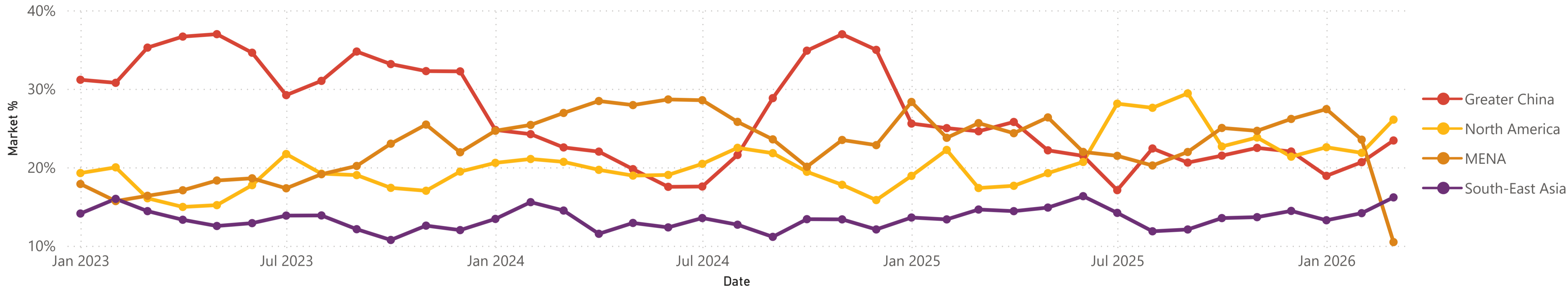
Source: DAFF, XCED, MLA Calculations. All figures are shipped weight tonnes (SWT). For more information email insights@mla.com.au
 Last updated: 17 April 2026

Australian sheepmeat exports

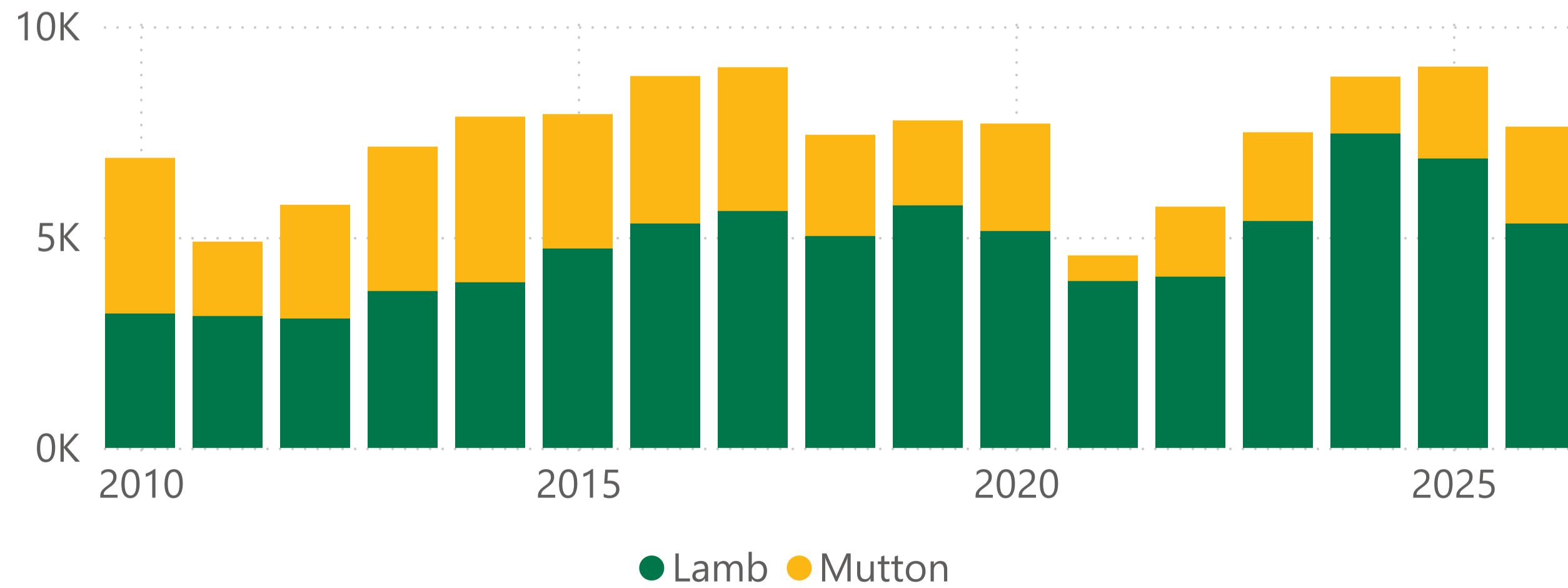
Monthly trade summary - March 2026



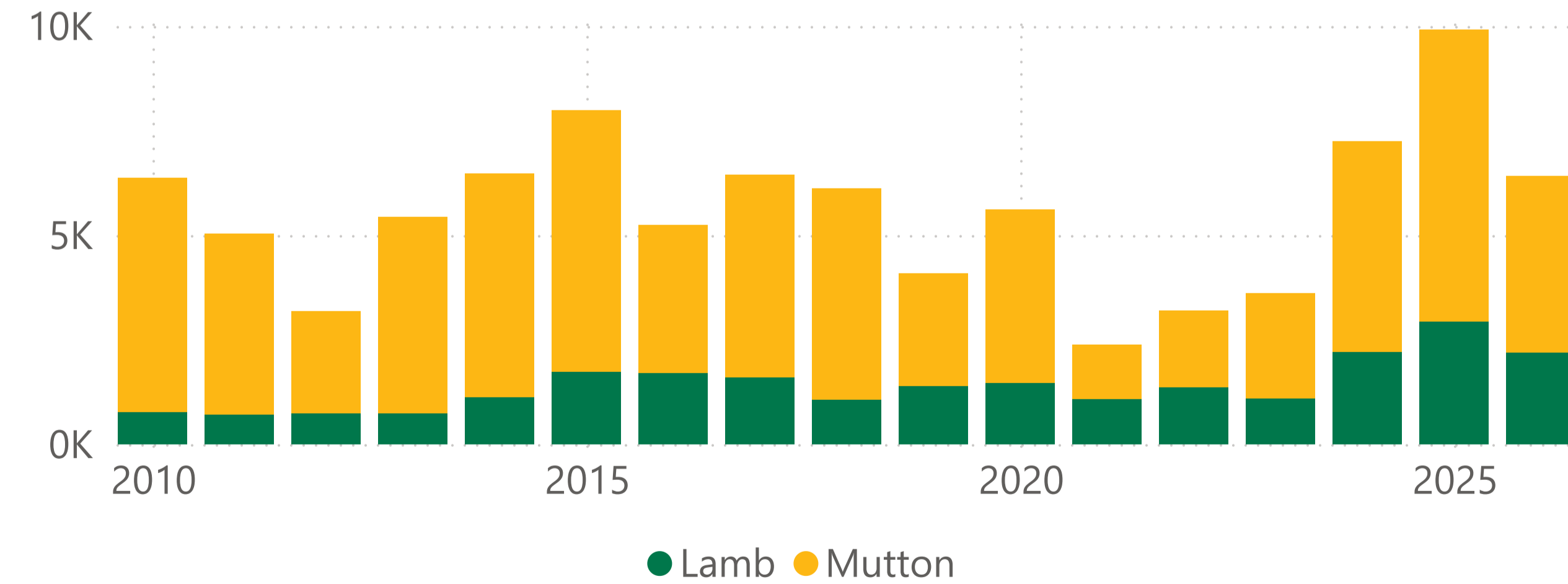
Sheepmeat exports by market - percentage share



Year-to-date exports to the UAE



Year-to-date exports to Saudi Arabia



Source: DAFF, XCED, MLA Calculations. All figures are shipped weight tonnes (SWT). For more information email insights@mla.com.au

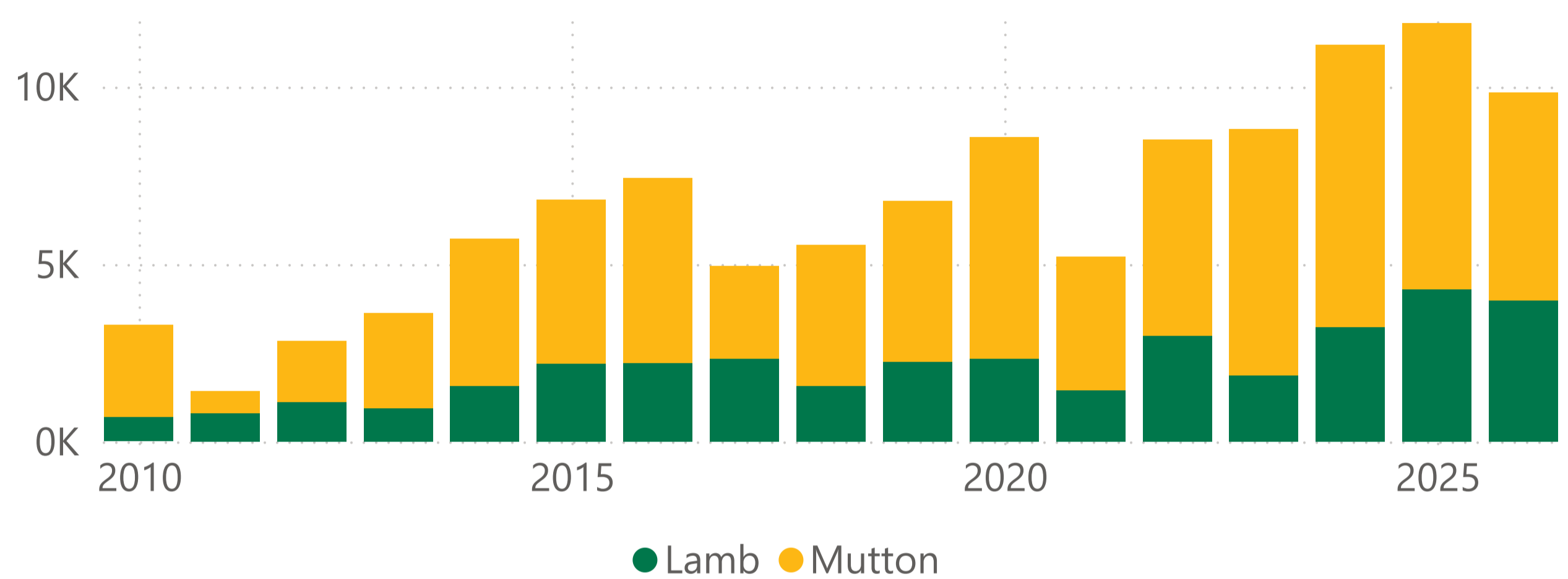
Last updated: 17 April 2026

Australian sheepmeat exports

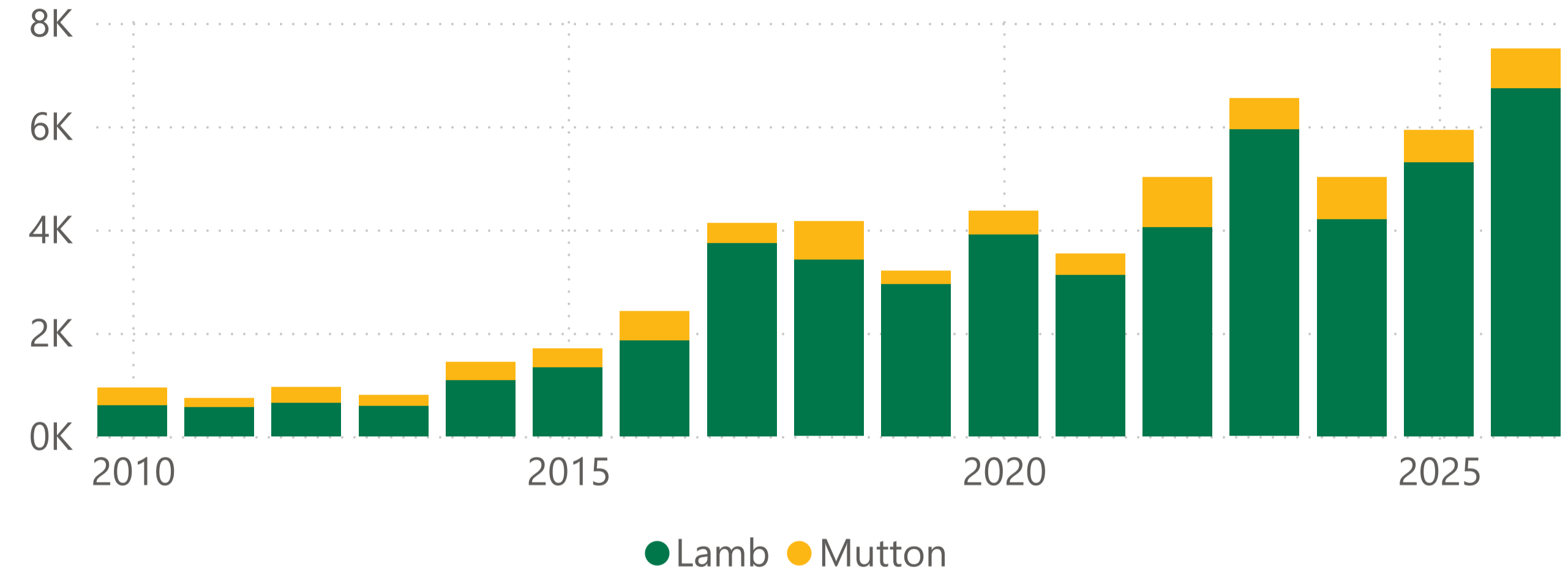


Monthly trade summary - March 2026

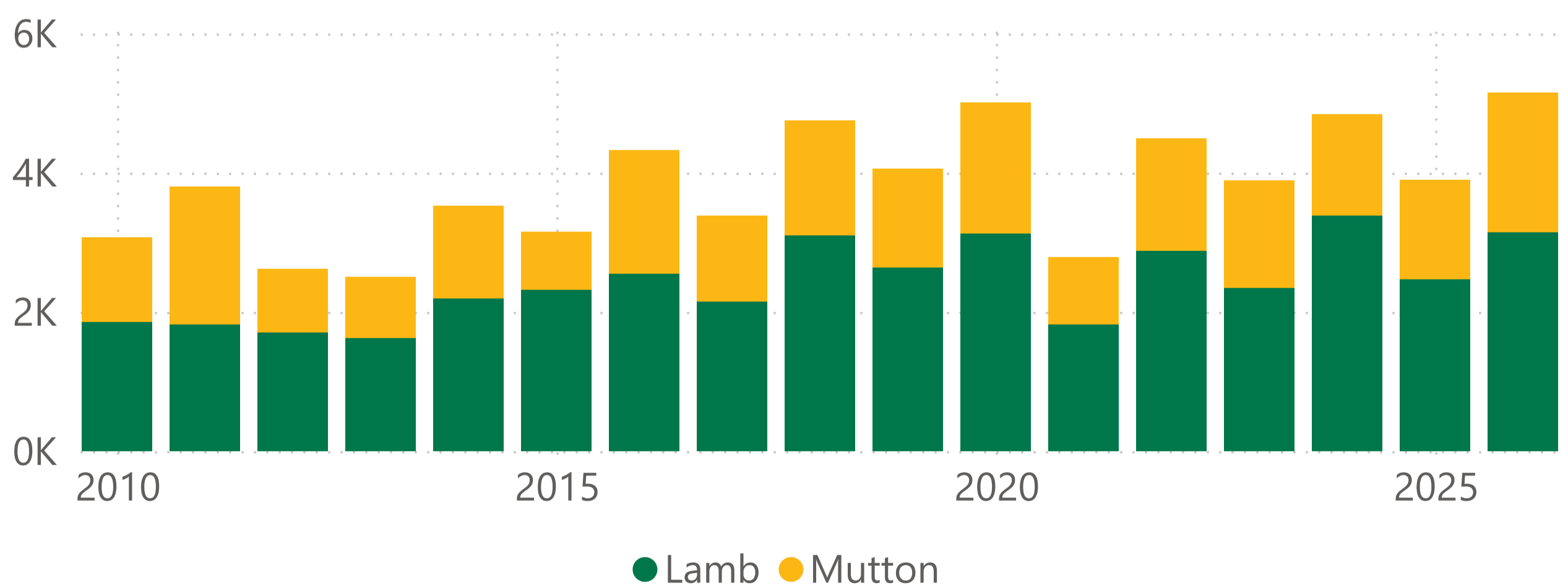
Year-to-date exports to Malaysia



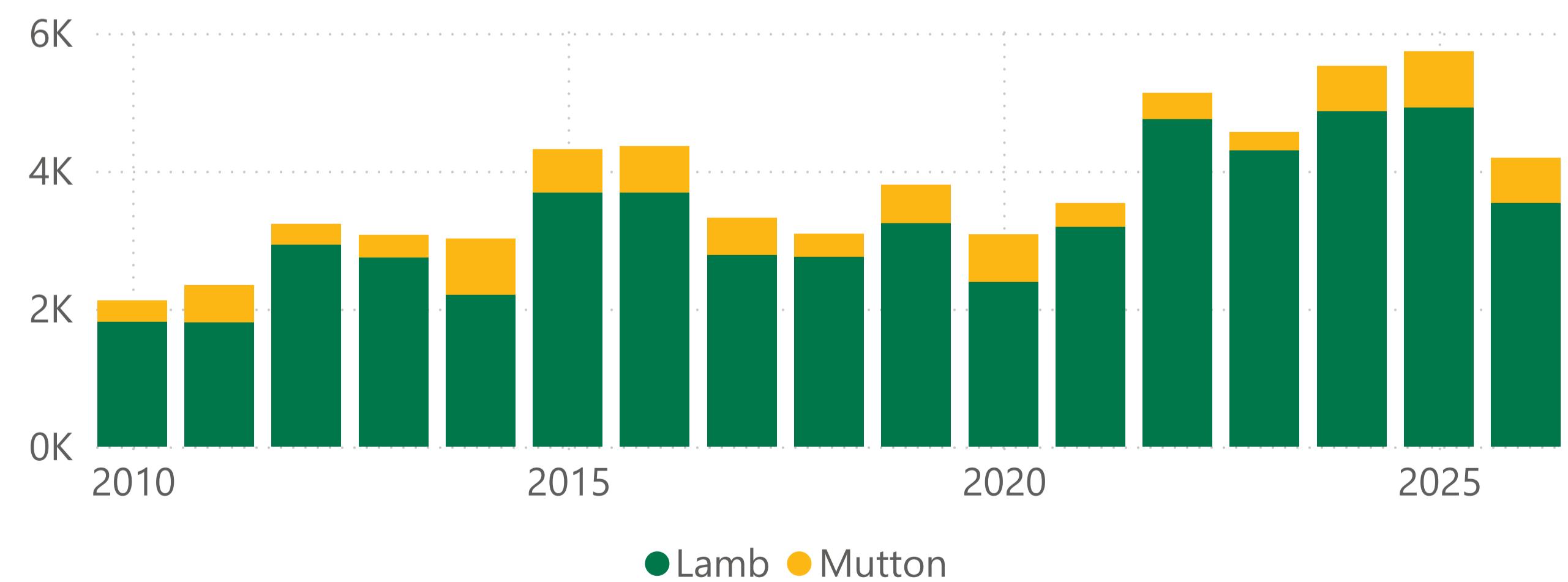
Year-to-date exports to Korea



Year-to-date exports to Japan




Year-to-date exports to Papua New Guinea



Source: DAFF, XCED, MLA Calculations. All figures are shipped weight tonnes (SWT). For more information email insights@mla.com.au

Last updated: 17 April 2026

Australian sheepmeat exports



Monthly trade summary - March 2026

Historical sheepmeat exports - Calendar year totals

Market	2012	2013	2014	2015	2016	2017	2018	2019	2020	2021	2022	2023	2024	2025	2026
China	45,874	97,423	88,905	60,220	59,449	83,195	107,856	152,683	118,525	120,224	109,397	165,244	149,100	119,163	25,242
US	44,138	47,927	59,497	62,875	64,562	68,569	74,692	76,240	78,584	93,349	92,566	80,069	104,210	99,773	23,279
Malaysia	10,578	17,390	23,327	23,864	24,674	22,348	24,233	24,837	24,866	25,820	30,546	30,380	39,187	39,310	9,838
Korea	3,959	4,167	6,114	7,775	10,597	14,235	16,172	15,059	16,275	16,104	25,202	24,987	19,743	22,602	7,497
UAE	24,331	26,128	30,067	28,980	30,533	28,806	29,800	26,913	22,347	18,383	21,240	31,552	35,483	34,844	7,619
Papua New Guinea	14,042	14,939	12,168	18,111	17,672	12,356	12,568	13,376	12,306	14,390	23,452	24,186	23,747	22,060	4,186
Japan	10,851	11,484	15,243	11,711	13,222	12,820	15,292	14,398	13,247	12,092	15,334	13,905	16,114	16,913	5,150
Saudi Arabia	16,620	16,544	23,664	23,515	18,117	19,464	16,443	13,043	10,434	9,816	11,334	19,390	25,865	32,914	6,415
Singapore	7,493	8,850	11,176	10,910	11,474	11,628	11,252	11,982	11,647	10,821	11,207	12,662	13,608	13,516	3,003
Taiwan	6,482	8,483	11,656	9,672	5,793	5,792	8,039	7,034	6,054	8,647	8,126	11,778	7,455	6,736	1,017
Canada	4,888	6,127	7,151	8,111	7,910	8,976	8,952	9,325	9,974	10,603	12,313	11,982	12,796	17,034	4,120
United Kingdom	12,671	13,540	15,134	13,056	12,698	11,037	9,710	7,788	9,376	10,667	8,922	13,351	18,948	27,018	6,915
Jordan	13,972	13,801	15,714	15,631	12,956	10,967	10,375	9,633	6,220	4,551	5,538	10,477	8,928	7,298	1,650
Qatar	8,461	7,981	12,798	16,760	18,254	16,963	24,548	21,505	21,342	9,396	6,553	8,329	13,962	17,786	3,376
Kuwait	8,732	9,126	8,955	9,561	8,291	9,686	11,103	8,068	5,802	4,229	4,662	9,529	15,968	13,089	2,844
Other	62,224	81,849	81,330	64,167	58,283	60,829	66,215	53,469	36,566	36,333	41,871	67,770	109,276	69,107	13,026
Total	295,314	385,759	422,899	384,920	374,485	397,670	447,252	465,351	403,565	405,425	428,261	535,593	614,388	559,163	125,177

Source: DAFF, XCED, MLA Calculations. All figures are shipped weight tonnes (SWT). For more information email insights@mla.com.au

Last updated: 17 April 2026