

# Australian sheep slaughter and production

## Monthly supply summary

### June 2019

#### Sheep and lamb slaughter

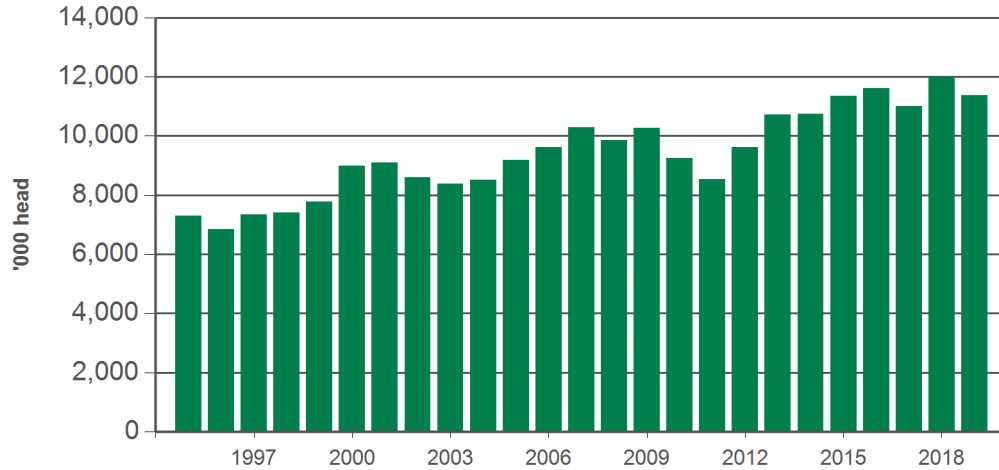
'000 head		12-months ending June	Y-O-Y % chg.	2019 YTD	Y-O-Y % chg.	2019 June	M-O-M % chg.	Y-O-Y % chg.
<b>S H E E P</b>	Australia	9,730	16	4,355	5	481	-27	-15
	NSW	2,740	10	1,314	-1	185	-12	-13
	Victoria	4,277	26	1,863	5	191	-25	-25
	Queensland	146	169	61	133	3	-79	51
	SA	1,056	8	381	-8	23	-61	-34
	WA	1,396	2	660	22	70	-37	36
	Tasmania	115	12	76	22	9	-1	18
<b>L A M B</b>	Australia	22,085	-6	11,363	-5	1,456	-33	-23
	NSW	4,890	-6	2,562	-5	369	-22	-17
	Victoria	11,614	-2	5,972	-4	765	-30	-24
	Queensland	75	14	37	13	5	-19	-2
	SA	2,479	-23	1,327	-3	150	-43	-16
	WA	2,691	2	1,321	-9	143	-50	-32
	Tasmania	336	-20	143	-33	23	-29	-36
<b>TOTAL</b>	<b>31,815</b>	<b>-</b>	<b>15,717</b>	<b>-3</b>	<b>1,937</b>	<b>-31</b>	<b>-21</b>	

#### Sheepmeat production

Tonnes cwt		12-months ending June	Y-O-Y % chg.	2019 YTD	Y-O-Y % chg.	2019 June	M-O-M % chg.	Y-O-Y % chg.
<b>M U T T O N</b>	Australia	230,488	13	100,753	6	11,321	-25	-14
	NSW	68,190	4	31,966	-4	4,794	-10	-11
	Victoria	96,077	22	40,973	5	4,157	-23	-27
	Queensland	2,947	175	1,228	134	66	-77	67
	SA	25,898	9	9,011	-1	492	-64	-38
	WA	35,122	7	16,135	30	1,628	-38	41
	Tasmania	2,257	8	1,441	19	184	12	18
<b>L A M B</b>	Australia	501,350	-6	266,618	-4	34,828	-32	-20
	NSW	119,346	-6	64,839	-4	9,590	-22	-15
	Victoria	256,703	-3	135,651	-3	17,323	-32	-23
	Queensland	1,519	10	778	12	105	-36	-7
	SA	60,830	-21	34,105	-	4,307	-37	-3
	WA	56,159	5	28,388	-5	3,044	-50	-28
	Tasmania	6,788	-22	2,854	-36	458	-27	-39
<b>TOTAL</b>	<b>731,837</b>	<b>-</b>	<b>367,371</b>	<b>-1</b>	<b>46,149</b>	<b>-30</b>	<b>-18</b>	

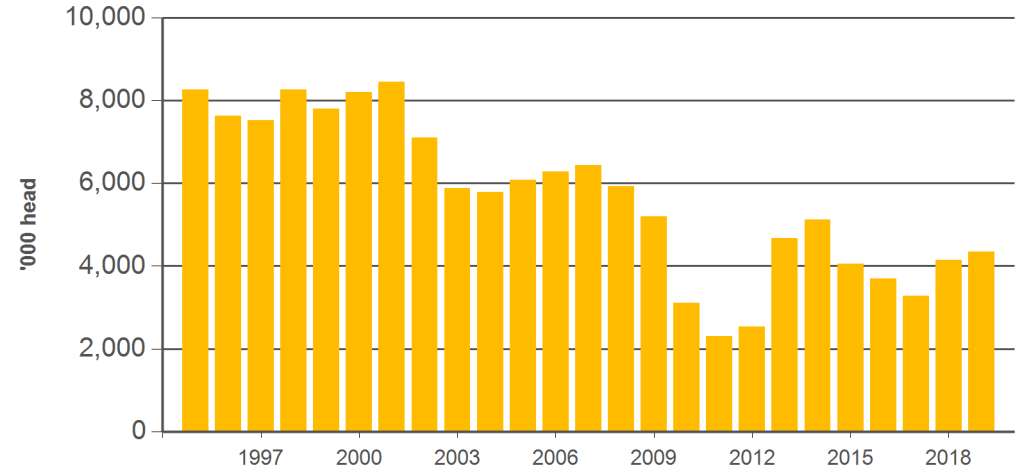
Source: ABS. CWT = carcase weight. YTD = Calendar year-to-June. Y-O-Y = Year-on-year. M-O-M = Month-on-month. For further information email [globalindustryinsights@mla.com.au](mailto:globalindustryinsights@mla.com.au).

**Year-to-June lamb slaughter**



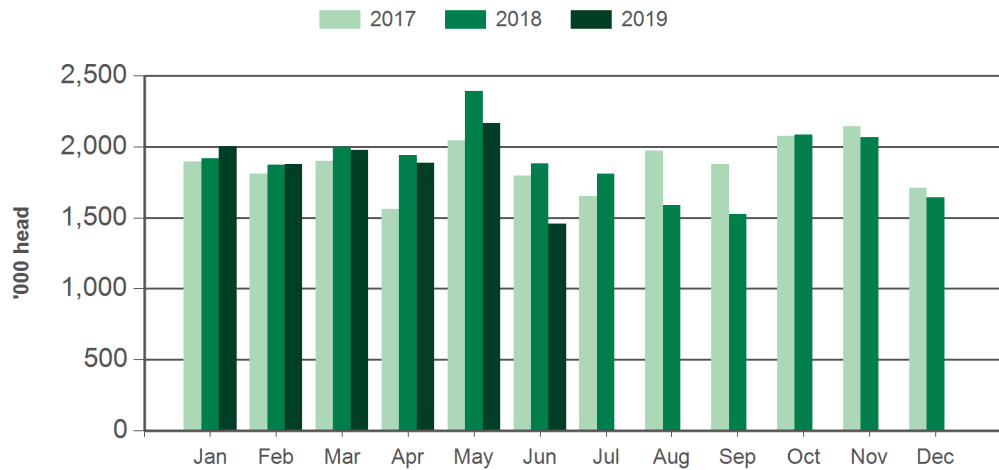
Source: ABS, Prepared by MLA

**Year-to-June sheep slaughter**



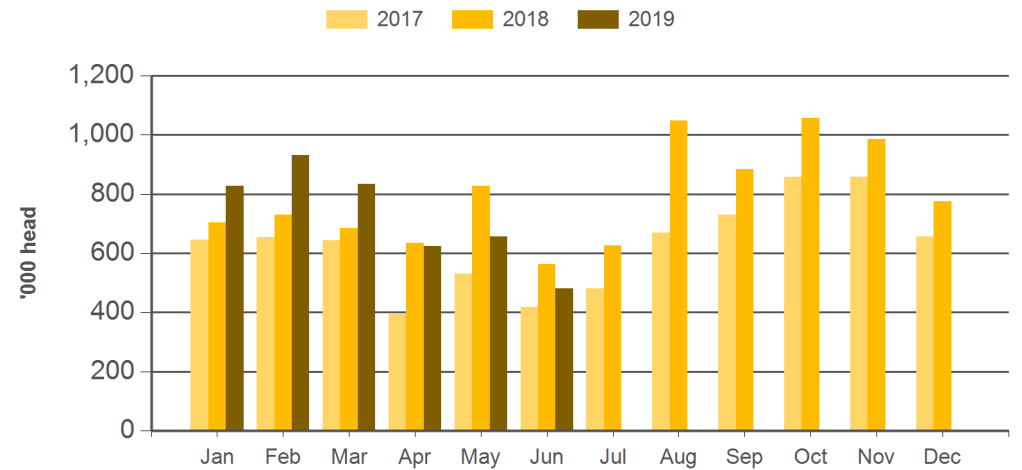
Source: ABS, Prepared by MLA

**Monthly lamb slaughter**



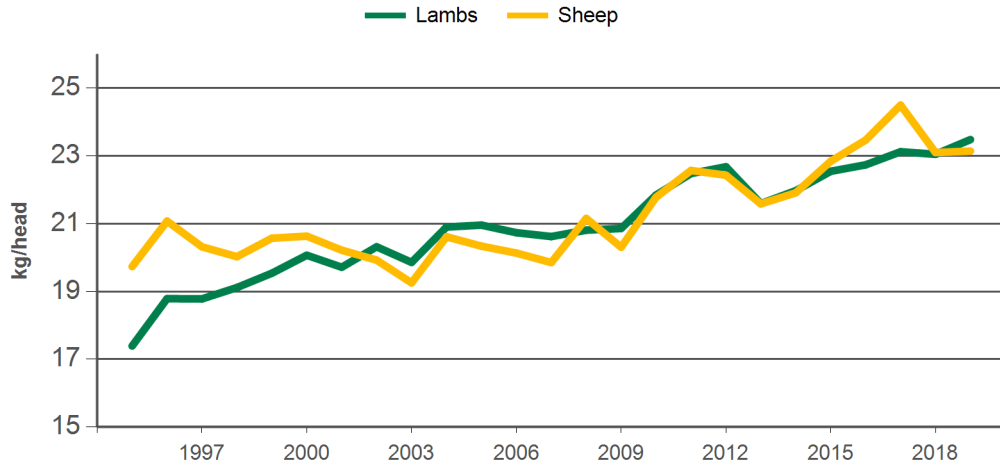
Source: ABS, Prepared by MLA

**Monthly sheep slaughter**



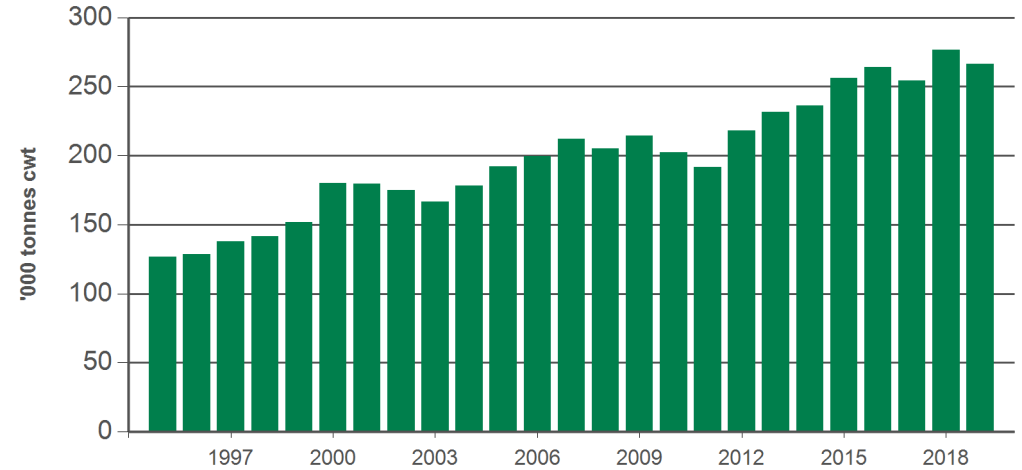
Source: ABS, Prepared by MLA

**Year-to-June lamb and sheep carcasse weights**



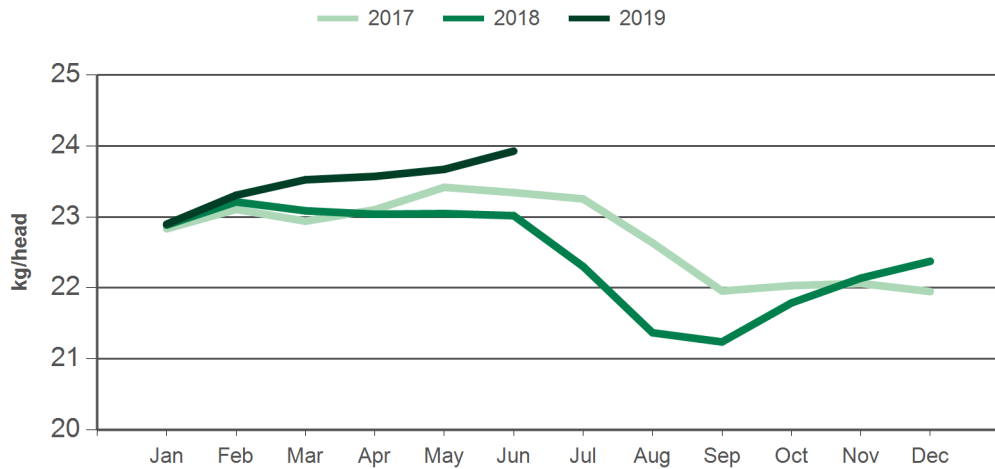
Source: ABS, Prepared by MLA

**Year-to-June lamb production**



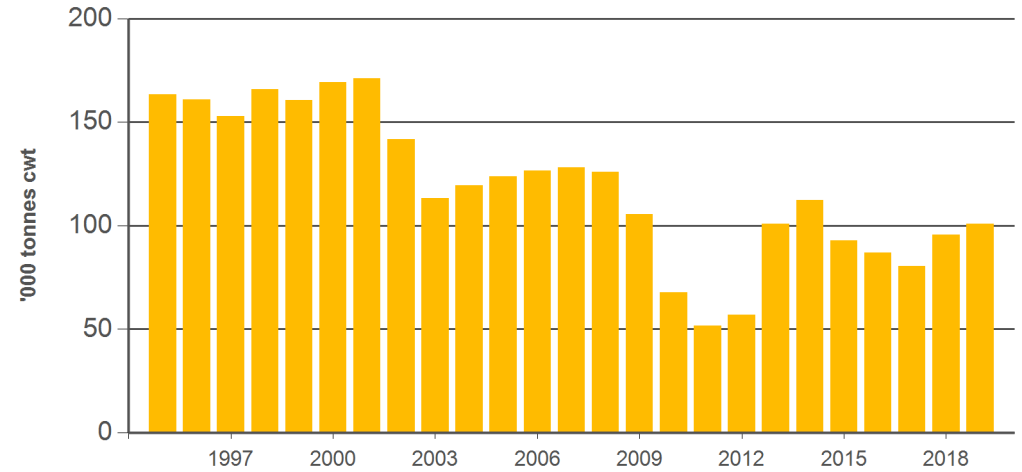
Source: ABS, Prepared by MLA

**Monthly lamb carcasse weights**



Source: ABS, Prepared by MLA

**Year-to-June mutton production**



Source: ABS, Prepared by MLA