

#### Cattle and calf slaughter

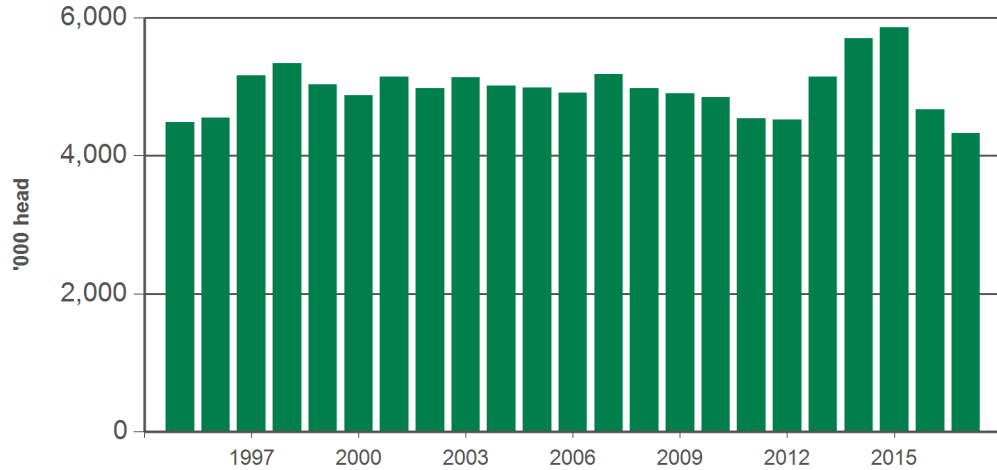
| No.head       |              | 12-months ending July | Y-O-Y % chg. | 2017 YTD         | Y-O-Y % chg. | 2017 July      | M-O-M % chg. | Y-O-Y % chg. |
|---------------|--------------|-----------------------|--------------|------------------|--------------|----------------|--------------|--------------|
| <b>CATTLE</b> | Australia    | 7,066,339             | -10          | 4,138,679        | -5           | 633,023        | -4           | 16           |
|               | Queensland   | 3,382,108             | -6           | 1,966,650        | -            | 313,239        | -5           | 16           |
|               | NSW          | 1,520,370             | -12          | 911,189          | -6           | 135,700        | 0            | 15           |
|               | Victoria     | 1,234,552             | -20          | 725,188          | -16          | 107,830        | -1           | 15           |
|               | SA           | 365,568               | -13          | 212,608          | -5           | 29,465         | -8           | 24           |
|               | WA           | 372,685               | -7           | 202,483          | -7           | 28,473         | -10          | 0            |
|               | Tasmania     | 191,056               | -13          | 120,561          | -6           | 18,316         | -8           | 25           |
|               | <b>Total</b> | <b>7,493,444</b>      | <b>-12</b>   | <b>4,328,587</b> | <b>-7</b>    | <b>664,309</b> | <b>-4</b>    | <b>12</b>    |
| <b>CALF</b>   | Australia    | 427,105               | -28          | 189,908          | -38          | 31,286         | -1           | -32          |
|               | Queensland   | 49,003                | -19          | 28,705           | -16          | 3,228          | -27          | -27          |
|               | NSW          | 73,526                | -25          | 38,933           | -34          | 5,113          | -20          | -23          |
|               | Victoria     | 258,582               | -31          | 113,187          | -43          | 22,117         | 9            | -35          |
|               | SA           | 1,301                 | -1           | 754              | -14          | 121            | -5           | 163          |
|               | WA           | 1,212                 | 29           | 453              | -9           | 82             | -8           | 17           |
|               | Tasmania     | 43,481                | -17          | 7,876            | -38          | 625            | 370          | -27          |
|               | <b>Total</b> | <b>7,493,444</b>      | <b>-12</b>   | <b>4,328,587</b> | <b>-7</b>    | <b>664,309</b> | <b>-4</b>    | <b>12</b>    |

#### Beef and veal production

| Tonnes cwt  |              | 12-months ending July | Y-O-Y % chg. | 2017 YTD         | Y-O-Y % chg. | 2017 July      | M-O-M % chg. | Y-O-Y % chg. |
|-------------|--------------|-----------------------|--------------|------------------|--------------|----------------|--------------|--------------|
| <b>BEEF</b> | Australia    | 2,080,260             | -7           | 1,227,361        | -2           | 189,064        | -3           | 20           |
|             | Queensland   | 1,033,874             | -3           | 603,729          | 2            | 96,374         | -5           | 17           |
|             | NSW          | 449,021               | -9           | 271,950          | -2           | 41,187         | 0            | 22           |
|             | Victoria     | 331,780               | -17          | 196,615          | -11          | 29,761         | 1            | 27           |
|             | SA           | 109,007               | -8           | 64,383           | 1            | 8,844          | -10          | 42           |
|             | WA           | 103,041               | -4           | 56,794           | -3           | 7,735          | -11          | 4            |
|             | Tasmania     | 53,535                | -11          | 33,888           | -1           | 5,163          | -4           | 31           |
|             | <b>Total</b> | <b>2,099,900</b>      | <b>-7</b>    | <b>1,237,277</b> | <b>-2</b>    | <b>190,444</b> | <b>-3</b>    | <b>20</b>    |
| <b>VEAL</b> | Australia    | 19,640                | -25          | 9,916            | -32          | 1,380          | -13          | -25          |
|             | Queensland   | 4,689                 | -16          | 2,734            | -12          | 311            | -22          | -20          |
|             | NSW          | 8,743                 | -23          | 4,617            | -33          | 603            | -21          | -20          |
|             | Victoria     | 5,306                 | -35          | 2,379            | -43          | 446            | 8            | -34          |
|             | SA           | 30                    | -3           | 18               | -14          | 3              | 0            | 200          |
|             | WA           | 67                    | 16           | 30               | -6           | 6              | 20           | 20           |
|             | Tasmania     | 805                   | -22          | 140              | -44          | 12             | 500          | -20          |
|             | <b>Total</b> | <b>2,099,900</b>      | <b>-7</b>    | <b>1,237,277</b> | <b>-2</b>    | <b>190,444</b> | <b>-3</b>    | <b>20</b>    |

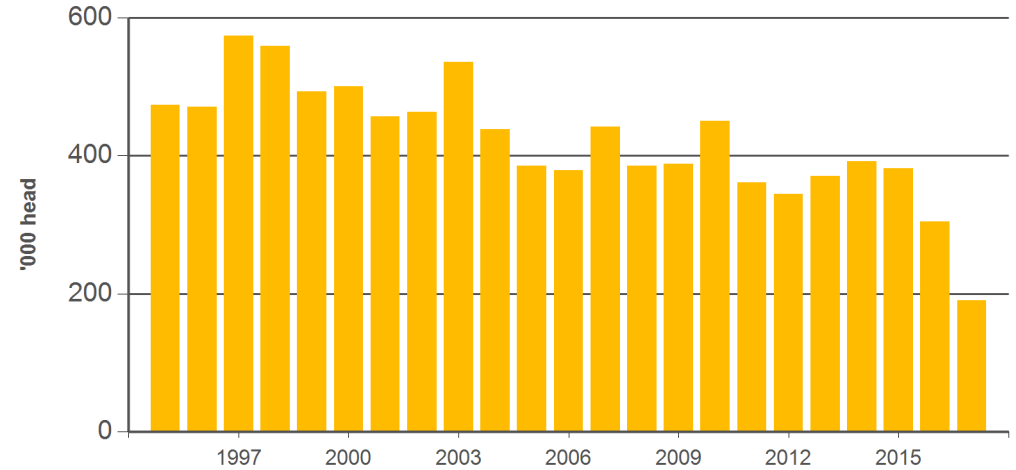
Source: ABS. CWT= Carcase weight. YTD = Calendar year-to-July. Y-O-Y = Year-on-year. M-O-M = Month-on-month. For further information email [marketinfo@mla.com.au](mailto:marketinfo@mla.com.au).

**Year-to-July adult cattle slaughter**



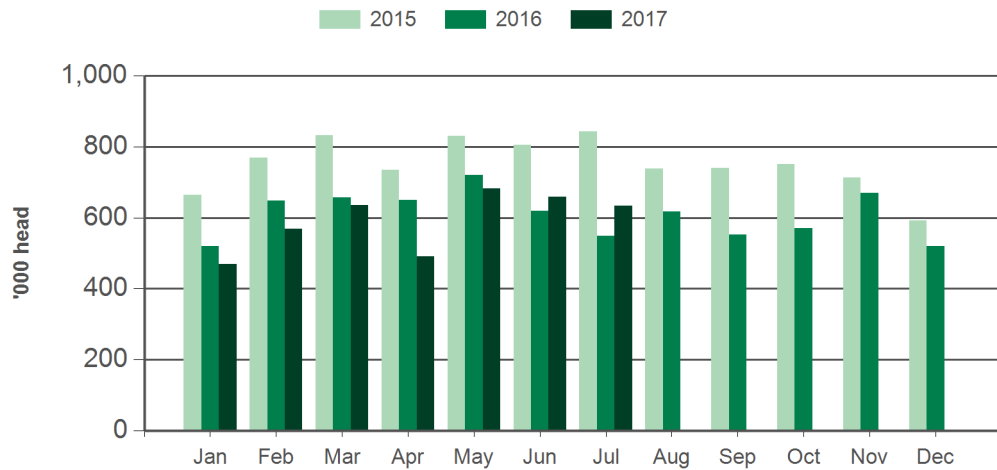
Source: ABS, Prepared by MLA

**Year-to-July calf slaughter**



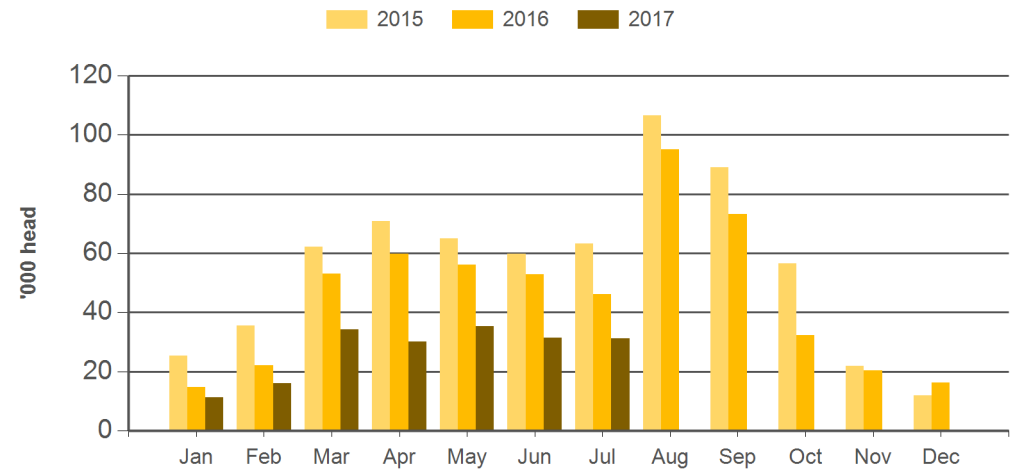
Source: ABS, Prepared by MLA

**Monthly adult cattle slaughter**



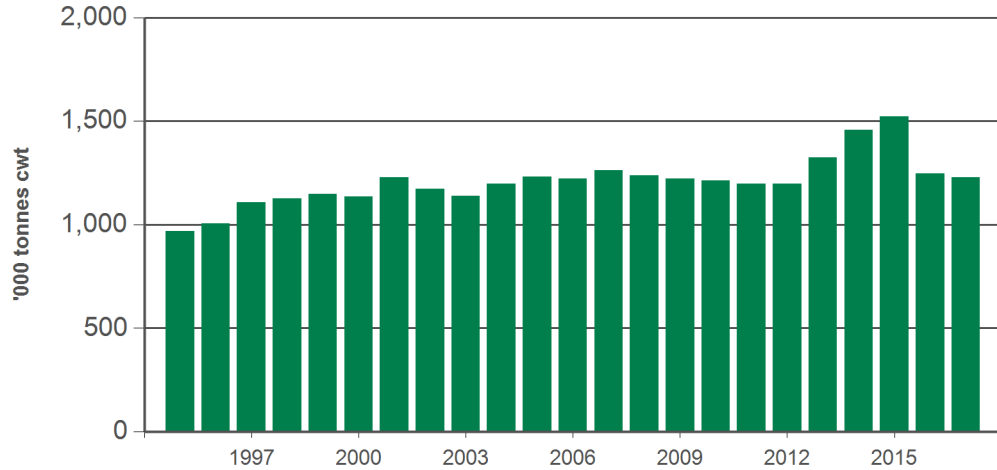
Source: ABS, Prepared by MLA

**Monthly calf slaughter**



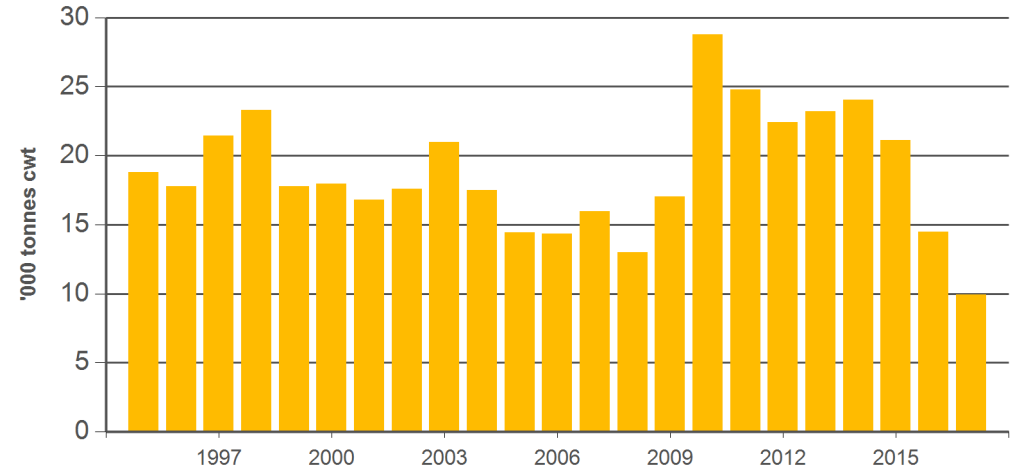
Source: ABS, Prepared by MLA

**Year-to-July beef production**



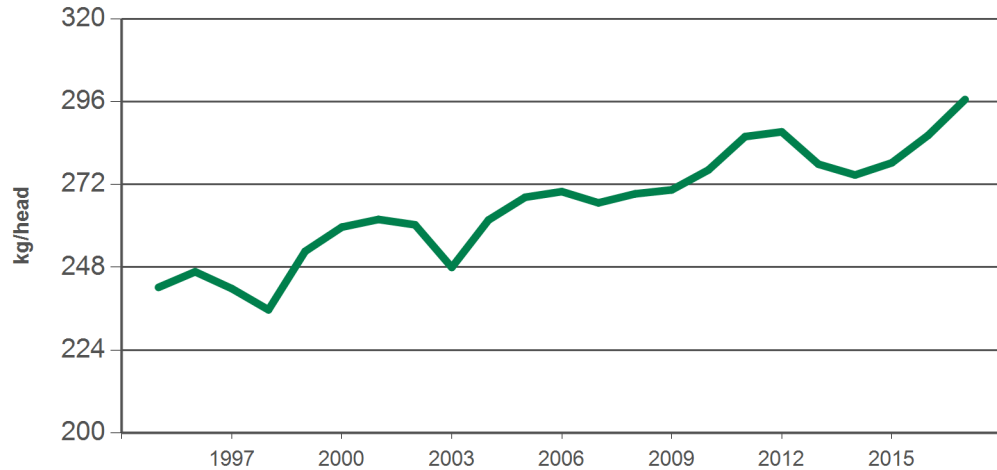
Source: ABS, Prepared by MLA

**Year-to-July veal production**



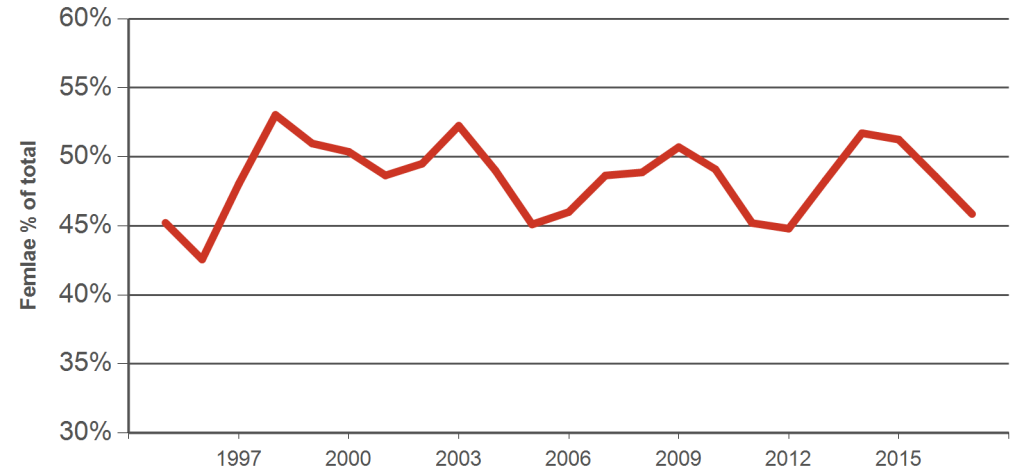
Source: ABS, Prepared by MLA

**Year-to-July adult cattle carcase weights**



Source: ABS, Prepared by MLA

**Year-to-July female % of slaughter**



Source: ABS, Prepared by MLA