



# Co-product market report

August 2025



# Beef Co-products

Beef offal prices in July were varied across products. A return in normal reporting encouraged responses after last months reduced product range. Cheek meat and head meat have come back after last month's strength, though halal prices have continued to grow.

**Table 1: Beef co-product prices**

	Average (July Data)	Range	Responses	Monthly Change	Annual Change
Beef Lips	\$4.98	\$0.85	2		
Beef Lips - Halal	\$4.30	\$2.30	6	-3.2%	1.2%
Cheekmeat	\$10.53	\$4.20	4	-8.4%	
Cheekmeat - Halal	\$11.75	\$8.50	2	28.7%	44.7%
Diap. Membrane	\$5.57	\$6.60	4	-7.2%	-22.9%
Hc Tripe	\$7.67	\$4.00	3		
Hc Tripe - Halal	\$6.58	\$2.65	2	-13.6%	-9.5%
Headmeat	\$5.36	\$0.58	2		
Headmeat - Halal	\$5.67	\$1.40	3	-2.1%	39.7%
Heart	\$3.08	\$0.05	2		
Heart - Halal	\$3.51	\$1.80	6	7.8%	47.6%
Heart Aorta	\$8.65	\$2.25	4		
Heart Aorta - Halal	\$10.33	\$6.65	2	11.3%	7.1%
Kidneys- Halal	\$1.43	\$0.45	2	4.6%	0.6%
Ligamentum	\$2.86	\$1.00	5	-4.1%	-2.3%
Liver	\$1.62	\$0.33	2		
Liver - Halal	\$2.06	\$0.85	6	1.5%	30.9%
Lungs	\$1.70	\$0.20	2		
Lungs - Halal	\$2.86	\$1.50	4	-5.1%	53.3%
Omasum	\$6.10	\$1.69	3		
Omasum - Halal	\$7.50	\$0.00	2	2.7%	14.2%
Rum.Pill - Halal > 700	\$11.33	\$3.34	2	7.9%	-28.3%
Rum.Pill < 500	\$4.75	\$5.00	4		
Rum.Pill > 500 < 700	\$6.43	\$5.00	4		
Rum.Pill > 700	\$8.91	\$5.00	4		
Tail	\$15.90	\$1.20	2		
Tail - Halal	\$15.38	\$5.40	5	-1.3%	12.3%
Tendons - Halal	\$6.08	\$6.50	4	-5.4%	-16.8%
Thickskirt	\$8.23	\$2.90	4		
Thickskirt - Halal	\$10.79	\$9.82	3	19.1%	14.4%
Thinskirt	\$8.47	\$2.90	3		
Thinskirt - Halal	\$13.06	\$16.62	3	44.1%	40.4%
Tongue LC Sheep - Halal	\$6.15	\$0.30	2		
Tongue Root Fillet	\$5.80	\$1.10	3	-0.6%	-13.4%
Tongue Root Meat	\$2.72	\$1.58	2	-8.3%	
Tongue Root Meat - Halal	\$3.88	\$3.69	5	-3.8%	-12.2%
Tongue SW	\$15.35	\$1.30	2		
Tongue SW - Halal	\$20.77	\$15.50	3	32.1%	24.8%
Tripe Pieces	\$2.86	\$0.41	3		
Tripe Pieces - Halal	\$3.00	\$0.60	2	5.3%	21.2%

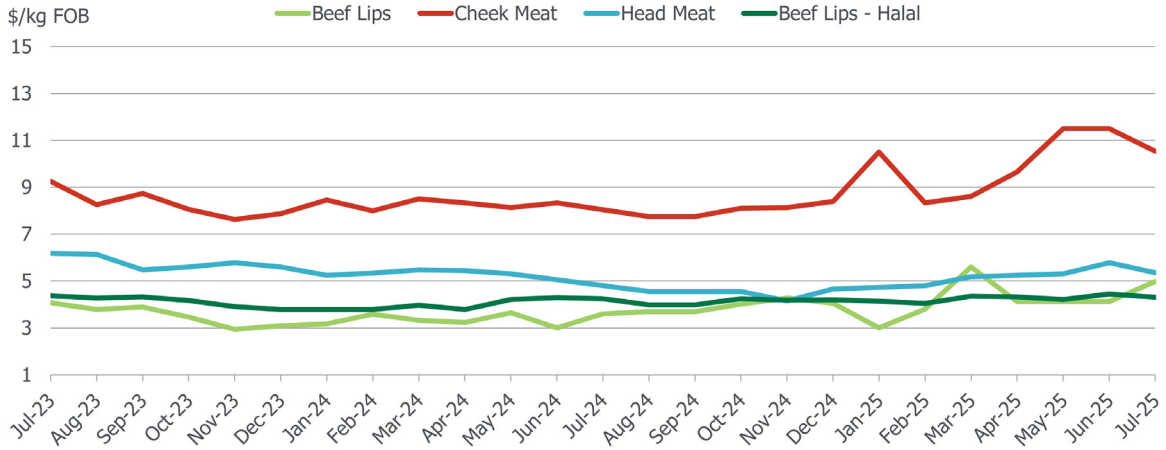
Price quoted is average price reported in \$/kg FOB Australian port.

## Head offal

Head meat - averaged \$5.36/kg, while Head meat – Halal averaged \$5.67, to be 12¢/kg below last month and \$1.61 above year ago levels. Cheek meat was 97¢/kg below last month levels, averaging \$10.53/kg.

Lip export prices averaged \$4.98/kg. Halal lips averaged \$4.30/kg to be 5¢/kg firmer than last July and 14¢/kg below last month.

**Figure 1: Trends in beef head offal prices**

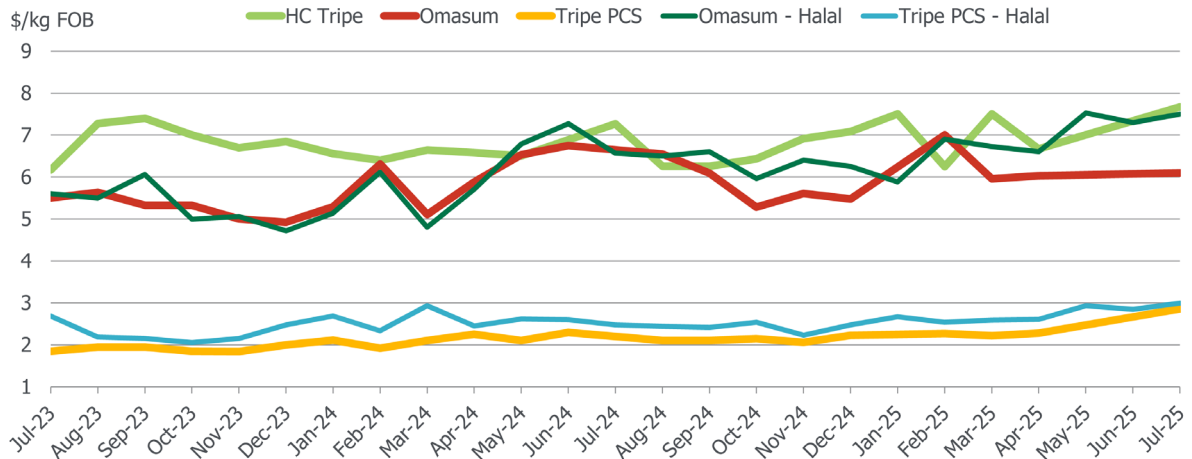


## Beef offal trends

Omasum was reported at \$6.10/kg while Halal omasum averaged \$7.5/kg, which was 20¢/kg up on last month, and 93¢/kg up on last year.

Halal tripe pieces averaged \$3/kg which is 52¢/kg higher year-on-year and 15¢/kg above last month. Non-halal tripe pieces averaged \$2.86/kg. Comparison months were not available. Honeycomb tripe traded at \$7.67/kg. Halal honeycomb traded at \$6.58, \$1.04/kg below last month and 69¢ down year-on-year.

**Figure 2: Trends in beef tripe prices**

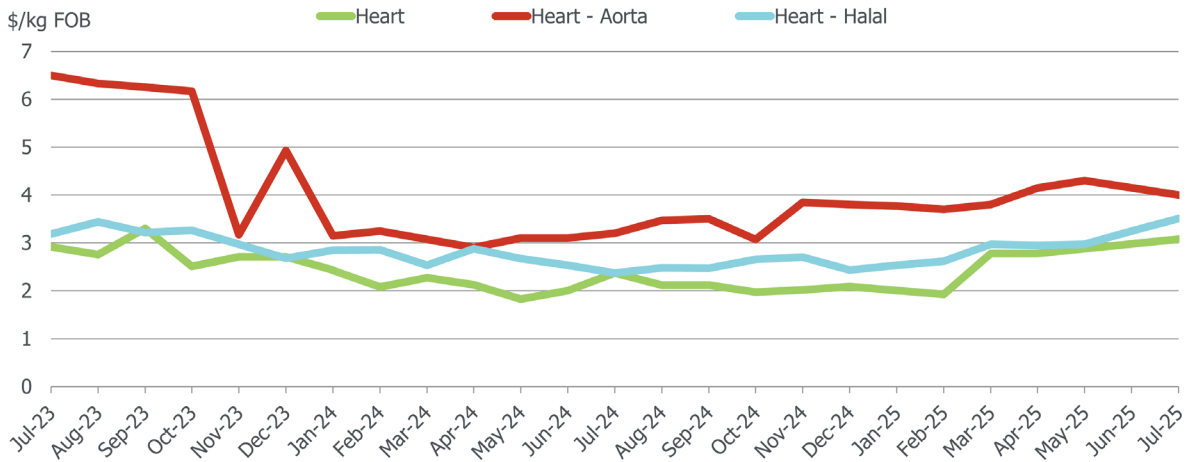


### Beef offal trends continued...

Aorta was reported at \$8.65/kg. Aorta halal was \$10.33, which is \$1.05 up on last month and 68¢/kg up on last year.

Heart prices averaged \$3.08/kg. Halal hearts averaged \$3.51/kg, firming \$1.13/kg last July and up 26¢/kg month on month.

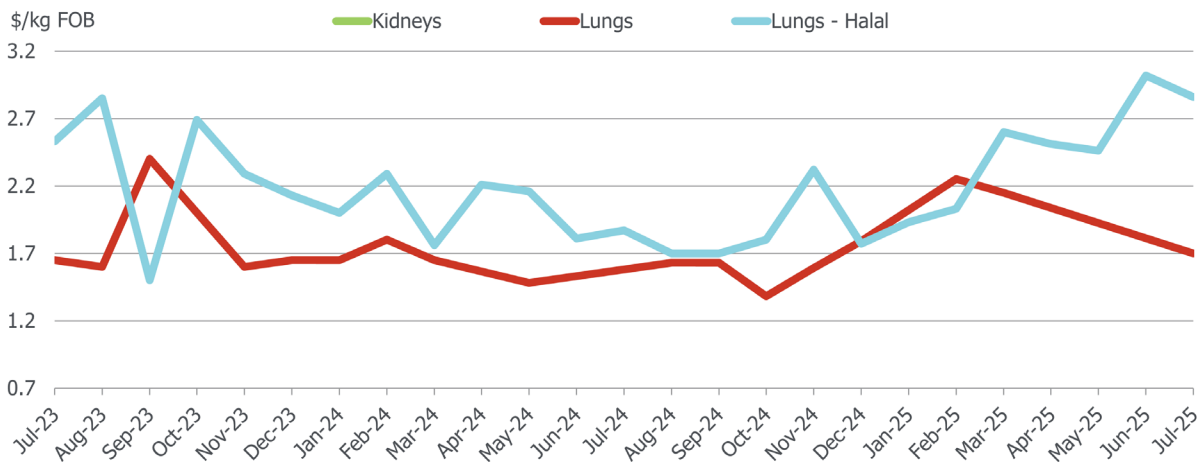
**Figure 3: Trends in beef offal prices**



Kidneys were once again not reported however halal kidneys realised \$1.43/kg, which was 6¢/kg below last month, and 1¢/kg below last year.

Lungs were reported at \$1.70/kg. Halal lungs averaged \$2.86/kg, up \$1/kg year-on-year, though down 15¢/kg from last month.

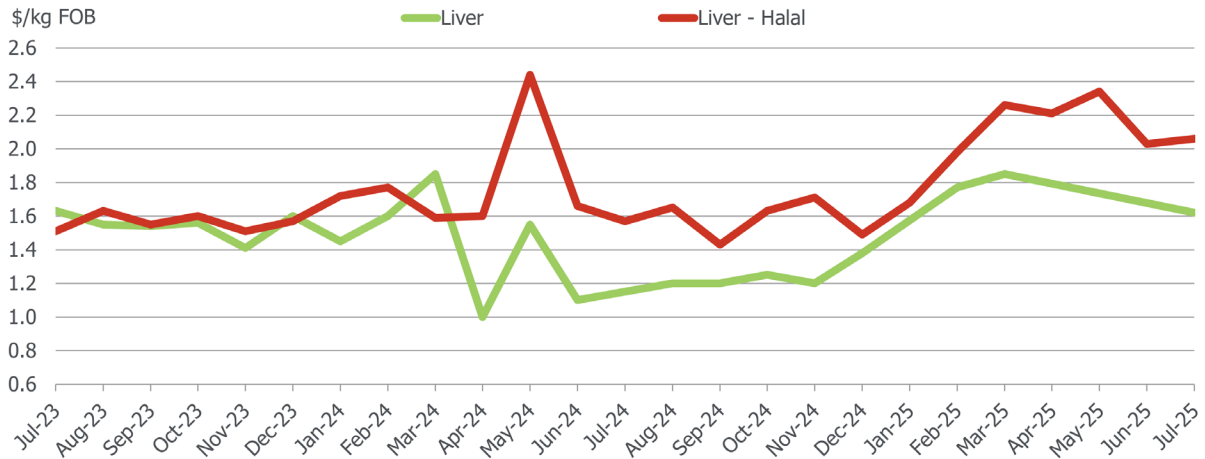
**Figure 4: Trends in beef offal prices**



### Beef offal trends continued...

Liver prices were reported as \$1.62/kg. Halal livers were 3¢/kg up from last month’s price to average \$2.06/kg which was up 49¢/kg compared to last year prices.

**Figure 5: Trends in beef offal prices**



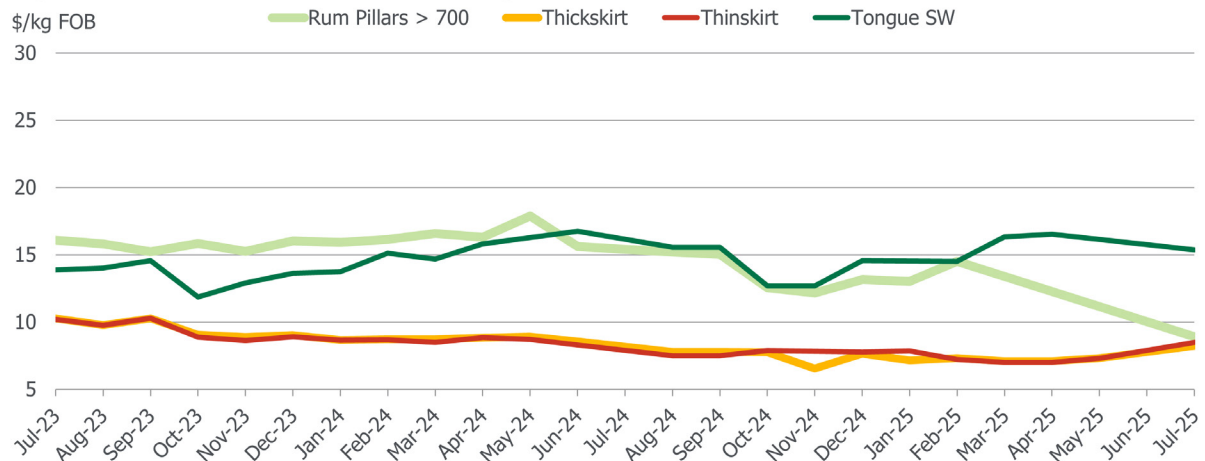
### International Offals

Swiss Cut tongue averaged \$15.35/kg, while halal Swiss Cut tongues realised \$20.77¢/kg, which was \$5.04 up on the previous month, and \$4.13 up on the previous year.

Thick skirt averaged \$8.23/kg while thin skirt averaged \$8.47/kg. Comparison months were not available.

Heavy weight rumen pillars were \$8.91/kg. Comparison months were not available.

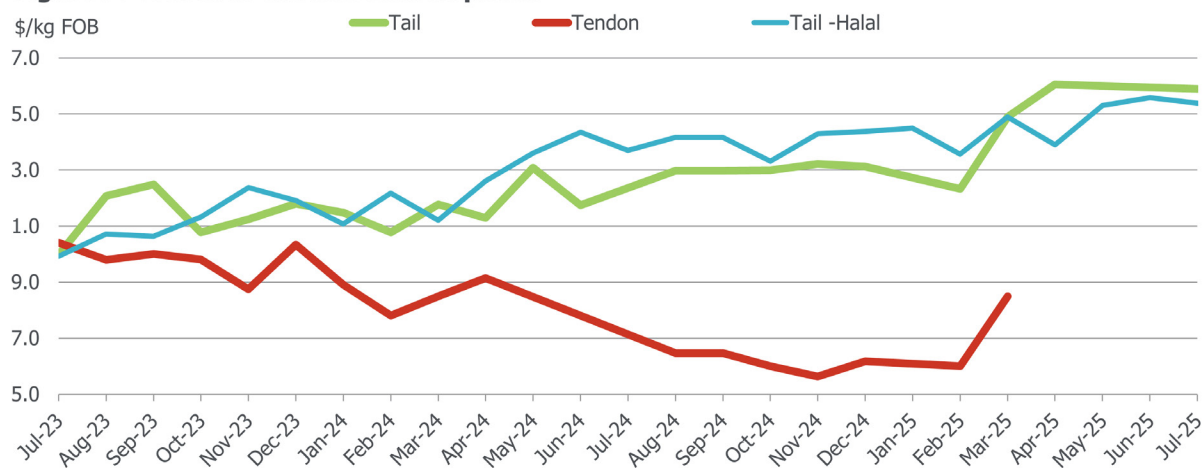
**Figure 6: Trends in International offal prices**



## Tails and Tendons

Tails were reported at \$15.90/kg. Halal tails averaged \$15.38/kg up \$1.68¢/kg from last July and 20¢/kg down month on month. Tendons prices were not reported.

**Figure 7: Trends in tail and tendon prices**



## Sheep Co-products

Sheep offal prices have grown month on month across all reported categories.

**Table 2: Sheep co-product prices**

	Average (July Data)	Range	Responses	Monthly Change	Annual Change
Heart Sheep - Halal	\$3.83	\$3.10	4	27.5%	118.6%
Kidneys Sheep - Halal	\$3.23	\$2.70	3	18.3%	-4.9%
Liver Sheep - Halal	\$2.70	\$2.20	4	28.6%	20.0%
Runners Lamb	\$4.00	\$2.00	2	-	25.0%
Runners Sheep	\$2.90	\$1.80	2	-	45.0%
Tripe Sheep - Halal	\$2.43	\$0.70	3	18.7%	-
Tongue LC Sheep - Halal	\$6.15	\$0.30	2	-	-

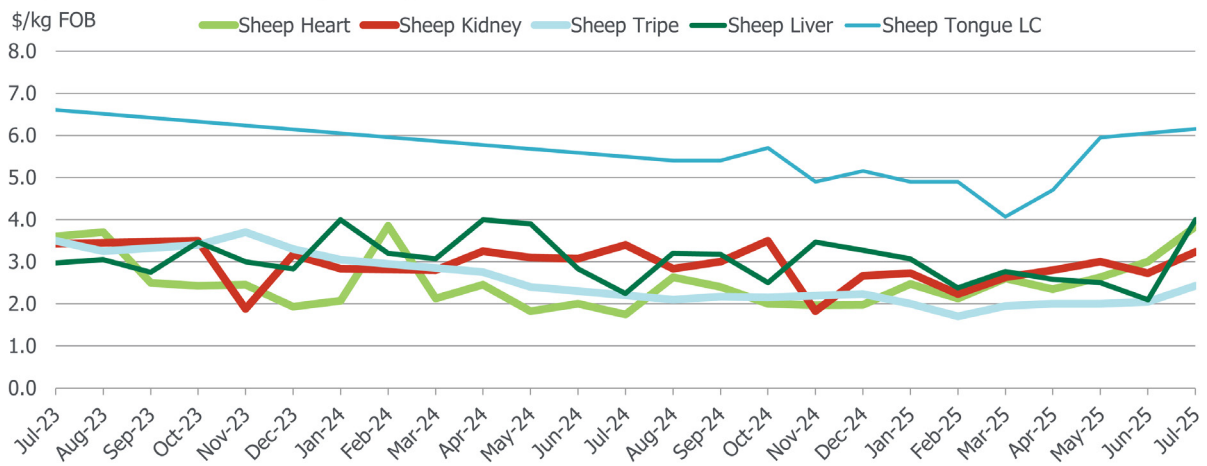
Price quoted is average price reported in \$/kg FOB Australian port and runners as \$/piece.

## Sheep offal

Sheep hearts averaged \$3.83/kg, up 83¢/kg on June data, and \$2.08 above last July. Sheep kidneys made \$3.23/kg, which is 50¢/kg above last month and 17¢ below the previous year. Sheep liver averaged \$2.70/kg which is 60¢/kg Above last month, and 45¢ above July last year.

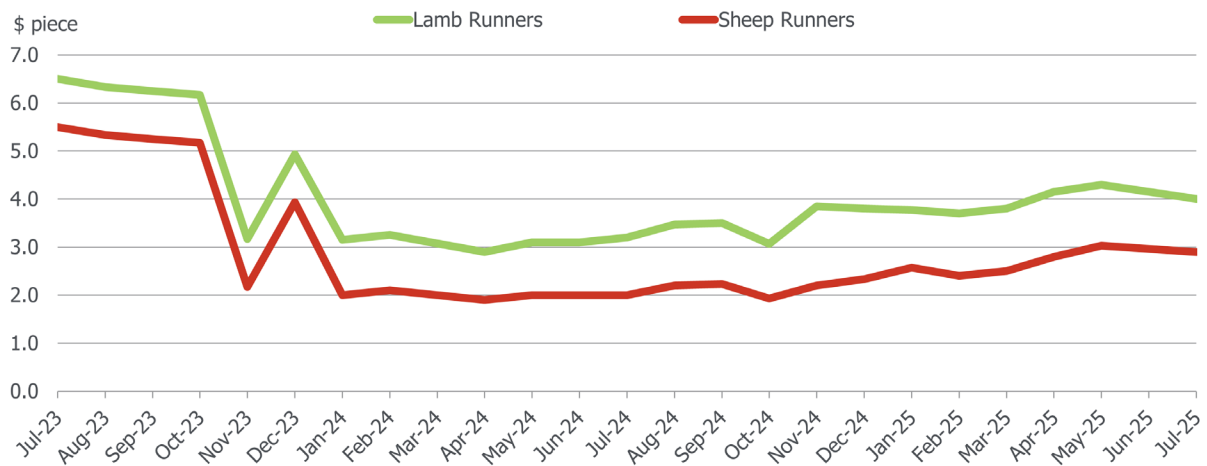
Sheep tripe averaged \$2.43/kg, 38¢/kg firmer than last month. Long cut tongues were not reported.

**Figure 8: Trends in sheep offal prices**



Lamb runners averaged \$4/piece which is 80¢ above last years value, abnd sheep runners were up 90¢ year on year for \$2.90/piece.

**Figure 9: Trends in runner prices**



# Pharmaceutical products

Pharmaceutical products price movements were varied in July.

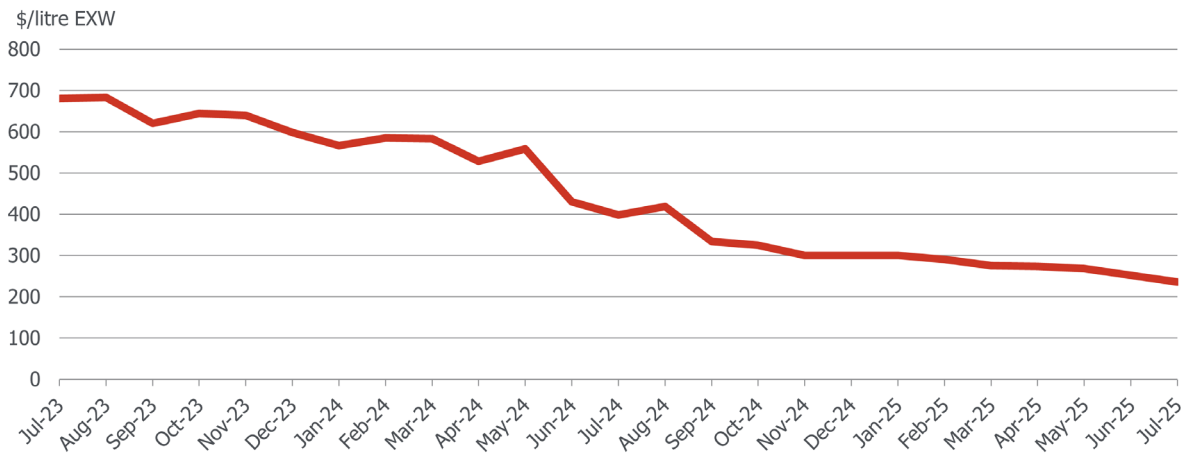
**Table 3: Pharmaceutical prices**

	Average (July Data)	Range	Responses	Monthly Change	Annual Change
Foetal Blood	\$236.00	\$22.00	3		-40.8%

Price quoted is average price reported in \$/kg FOB Australian port and foetal blood \$/litre EXW

Foetal blood eased once again, making an average of \$236, which is \$162 below prices in July 2024.

**Figure 10: Trends for foetal blood prices**



Concentrated gall adjusted significantly, averaging \$18.00/kg which is down \$8month on month, and \$7.33 year on year.

**Figure 11: Trends for concentrated gall prices**



# Rendered products

Rendered product price movements were varied this month.

**Table 4: Rendered product prices**

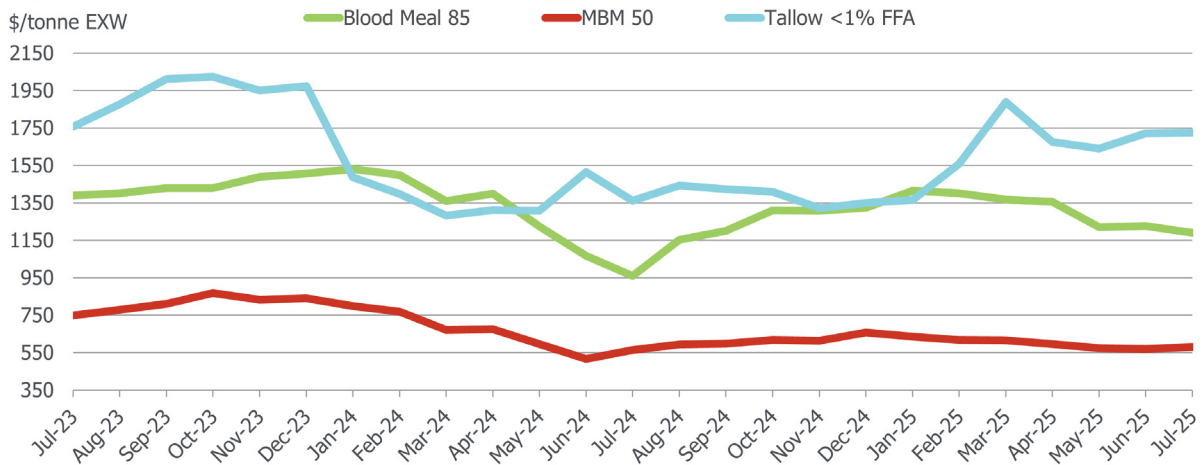
	Average (July Data)	Range	Responses	Monthly Change	Annual Change
Bloodmeal 85	\$1,190.00	\$500.00	5	-2.9%	24.0%
Gall Concentrated	\$18.00	\$8.00	2	-30.8%	-28.9%
MBM 50	\$580.00	\$100.00	6	1.8%	2.8%
Tallow Ined.<1FFA	\$1,725.00	\$150.00	2	0.1%	26.6%
Tallow Ined.<2FFA	\$1,725.00	\$150.00	4	0.4%	

Price quoted is average price reported ex works \$/tonne.

The price for 50% protein MBM eased \$10/tonne from last month, averaging \$580/tonne which was \$16/tonne below July 2024 levels. Blood meal averaged \$1,190/tonne to be down \$36/tonne month-on-month but \$230/tonne up from a year ago.

Tallow prices were firm for both 1% and 2% FFA tallow at \$1,725. 1% is up \$2.5/tonne on last month and \$6.25 up for 2%.

**Figure 12: Trends in rendered co-product prices**



# Hides

Local prices for hides showed slight easing across all grades from last month and prices remain subdued.

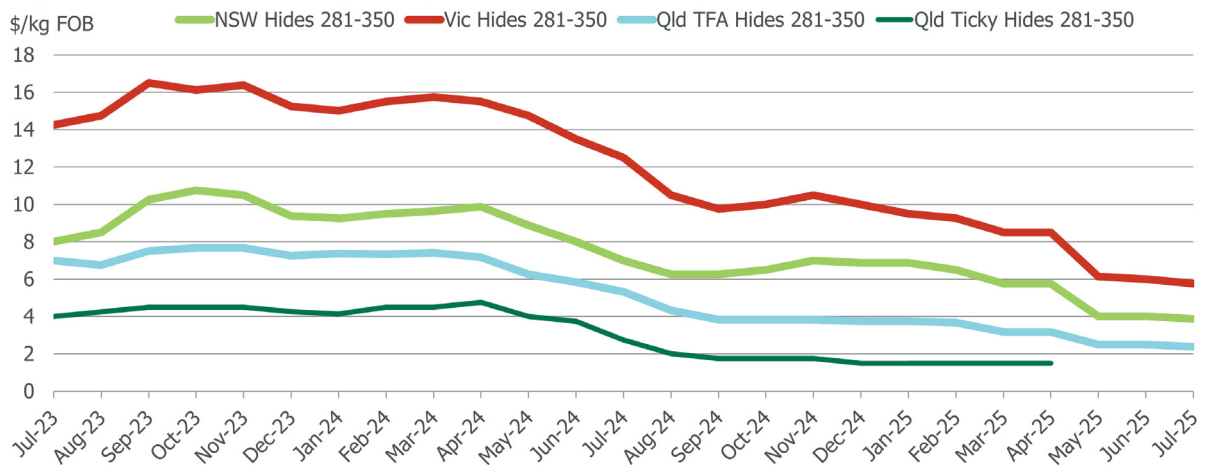
**Table 5: Hide prices**

	Average (July Data)	Range	Responses	Monthly Change	Annual Change
Hides NSW 181 - 220	\$0.88	\$0.75	2	0.0%	-56.3%
Hides NSW 221 - 280	\$2.25	\$1.50	2	0.0%	-52.6%
Hides NSW 281 - 350	\$3.88	\$2.25	2	-3.1%	-44.6%
Hides NSW 351 Up	\$6.38	\$3.25	2	-1.9%	-29.2%
Hides QLD TFA 281 - 350	\$2.38	\$1.25	2	-5.0%	-55.5%
Hides QLD TFA 351 Up	\$4.13	\$1.75	2	-2.9%	-41.1%
Hides VIC 141-180	\$1.00	\$0.00	2	0.0%	-42.9%
Hides VIC 181-220	\$2.00	\$1.00	2	0.0%	-46.7%
Hides VIC 221 - 280	\$3.38	\$0.25	2	-3.6%	-55.0%
Hides VIC 281-350	\$5.75	\$1.50	2	-4.2%	-54.0%
Hides VIC 351 Up	\$11.38	\$5.25	2	-3.2%	-41.7%

Price quoted is average price reported for ex works \$/each.

The hide market remains soft down between 13-25¢ month on month, and 75¢-\$8.13 year on year across all categories.

**Figure 13: Trends in hide prices (East Coast Ex Works)**



# Currency exchange

The Australian dollar opened the month at 66.6US¢ and traded firmly across the month but slipped to close at 64.69US¢ to average 65.46US¢ across the month, stable month-on-month, and down 0.01US¢ from July 2024.

**Figure 14: AUD /USD Foreign Exchange**



Source: Reserve Bank Australia

# Export statistics



To access the latest co-products statistics please click here:



## For more information:

Please call Erin Lukey on 02 9463 9372 or [insights@mla.com.au](mailto:insights@mla.com.au)

This report is produced from a monthly MLA survey of approximately 25 processors across Australia, collating average prices and analysing trends on a range of co-products items



MEAT & LIVESTOCK AUSTRALIA

Market Information  
 Meat & Livestock Australia  
 Ph: 02 9463 9372  
 Fax: 02 9463 9220  
 Email: [insights@mla.com.au](mailto:insights@mla.com.au)  
[www.mla.com.au/prices-markets](http://www.mla.com.au/prices-markets)

Published by Meat & Livestock Australia Limited  
 ABN 39 081 678 364  
 August 2025

©Meat & Livestock Australia Limited 2017

MLA makes no representations as to the accuracy of any information or advice contained in this publication and excludes all liability, whether in contract, tort (including negligence or breach of statutory duty) or otherwise as a result of reliance by any person on such information or advice.

- This report is based on voluntarily collected information from specific domestic producers. It does not include data from all producers.
- The average values presented are simple averages, not weighted averages.
- The information is based on past data and does not guarantee current or future trends.

MLA makes no representations as to the accuracy of any information or advice contained in this publication and excludes all liability, whether in contract, tort (including negligence or breach of statutory duty) or otherwise as a result of reliance by any person on such information or advice.