



# Co-product market report

December 2025

[mla.com.au](https://mla.com.au)



# Beef Co-products

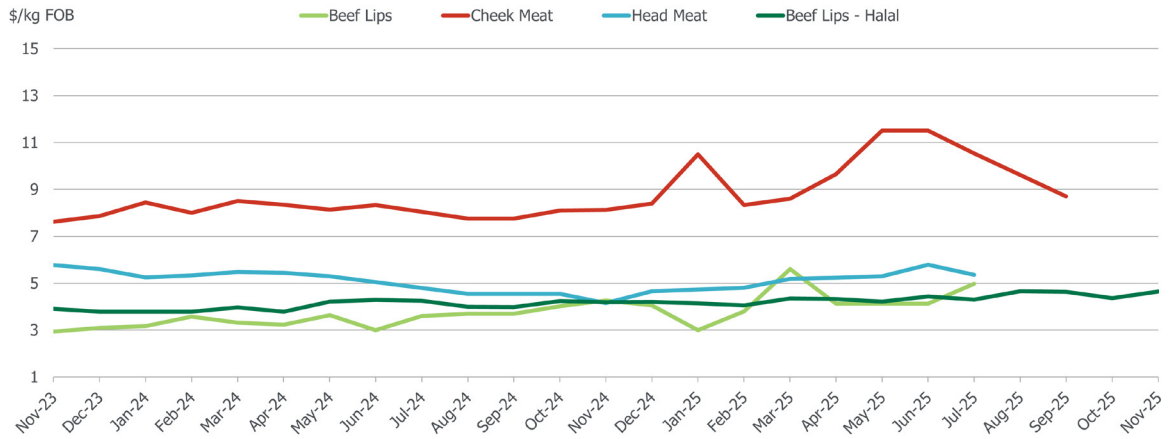
**Table 1: Beef co-product prices**

	Average (Oct Data)	Range	Responses	Monthly Change	Annual Change
Beef Lips - Halal	\$4.64	\$1.40	6	6.5%	10.7%
Cheekmeat - Halal	\$9.38	\$3.35	3	-12.2%	26.2%
Diap. Membrane	\$5.54	\$2.82	4	-19.2%	1.6%
Gall Concentrated	\$24.50	\$3.00	2	2.1%	-9.3%
Hc Tripe - Halal	\$9.00	\$1.50	3	1.7%	32.2%
Headmeat - Halal	\$6.13	\$1.50	3	14.1%	55.3%
Heart - Halal	\$4.18	\$3.90	6	15.6%	55.1%
Heart Aorta - Halal	\$11.23	\$5.00	3	20.3%	37.9%
Kidneys- Halal	\$2.15	\$0.90	2	20.3%	38.7%
Ligamentum	\$2.51	\$2.60	4	-7.3%	-8.3%
Liver	\$1.66	\$0.18	2	1.8%	38.3%
Liver - Halal	\$2.23	\$1.10	5	7.5%	30.4%
Lungs	\$1.75	\$0.10	2	-2.8%	10.4%
Lungs - Halal	\$2.98	\$1.80	4	16.1%	28.3%
Omasum	\$6.64	\$2.72	2	0.8%	18.4%
Omasum - Halal	\$8.47	\$2.70	3	19.2%	32.3%
Rum.Pill - Halal < 500	\$3.50	\$5.00	2	-16.7%	-43.5%
Rum.Pill - Halal > 500 < 700	\$4.50	\$5.00	2	-22.9%	-53.2%
Rum.Pill - Halal > 700	\$7.75	\$5.25	3	1.3%	-39.3%
Rum.Pill < 500	\$2.15	\$1.71	2	-46.4%	-60.7%
Rum.Pill > 500 < 700	\$4.33	\$0.35	2	33.1%	-52.4%
Rum.Pill > 700	\$6.68	\$1.35	2	57.1%	-45.1%
Tail - Halal	\$17.61	\$1.00	4	9.5%	23.2%
Tendons - Halal	\$7.75	\$4.50	2	64.8%	23.8%
Thickskirt - Halal	\$9.51	\$2.75	4	-0.9%	36.0%
Thinskirt - Halal	\$10.63	\$6.55	4	-3.7%	41.6%
Tongue Root Meat - Halal	\$3.38	\$3.50	4	-10.2%	-5.8%
Tongue SW	\$17.08	\$1.35	2	2.7%	34.8%
Tongue SW - Halal	\$17.18	\$2.00	4	0.6%	25.5%
Tripe Pieces	\$2.86	\$0.29	2	13.3%	38.6%
Tripe Pieces - Halal	\$3.30	\$0.70	3	4.1%	47.9%

Price quoted is average price reported in \$/kg FOB Australian port.

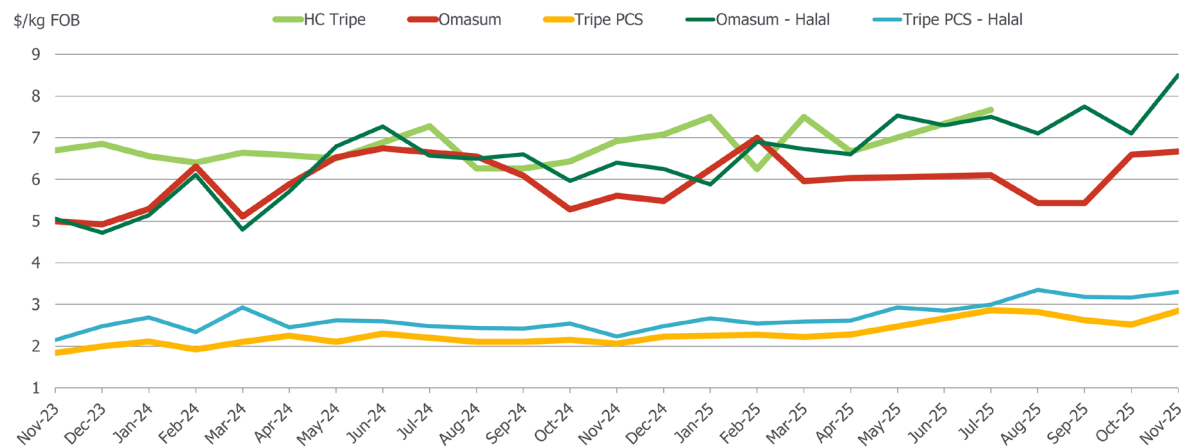
## Head offal

**Figure 1: Trends in beef head offal prices**



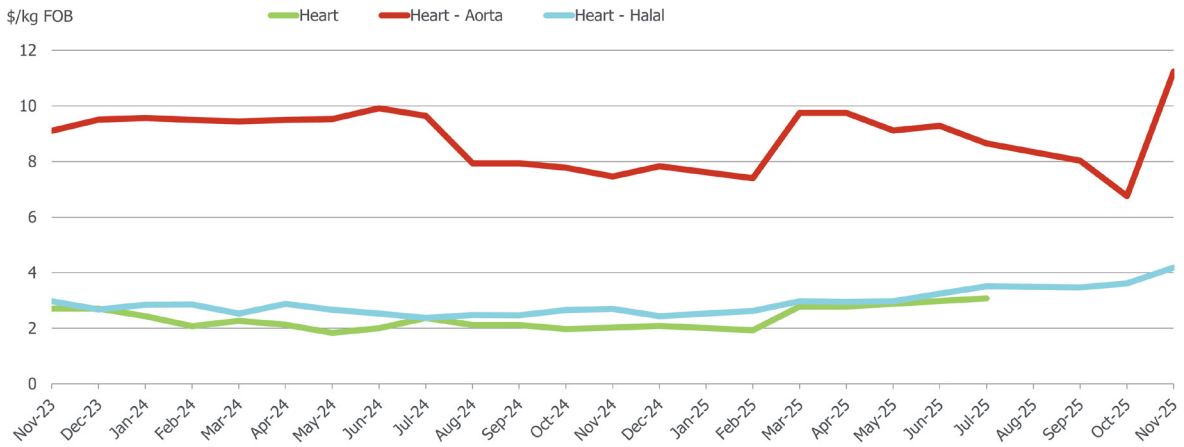
## Beef offal trends

**Figure 2: Trends in beef tripe prices**

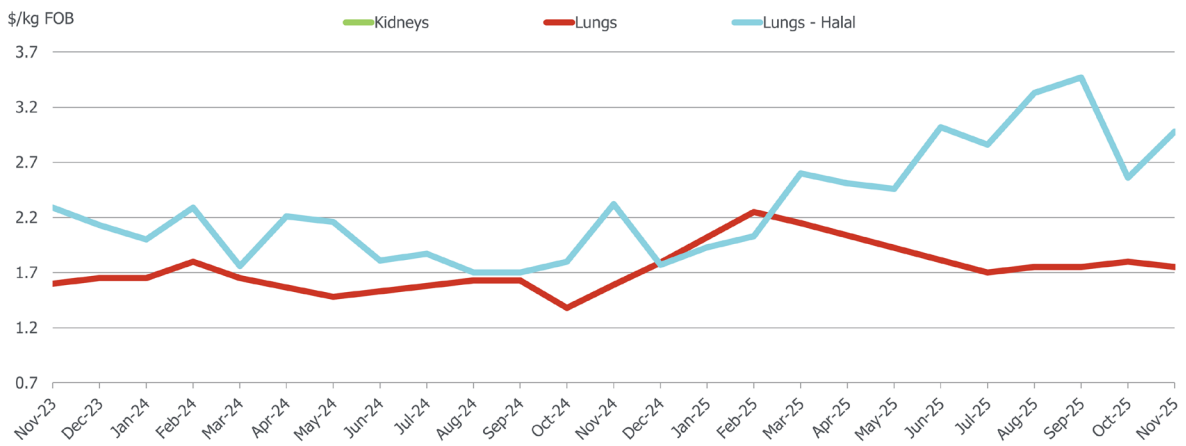


*Beef offal trends continued...*

**Figure 3: Trends in beef offal prices**

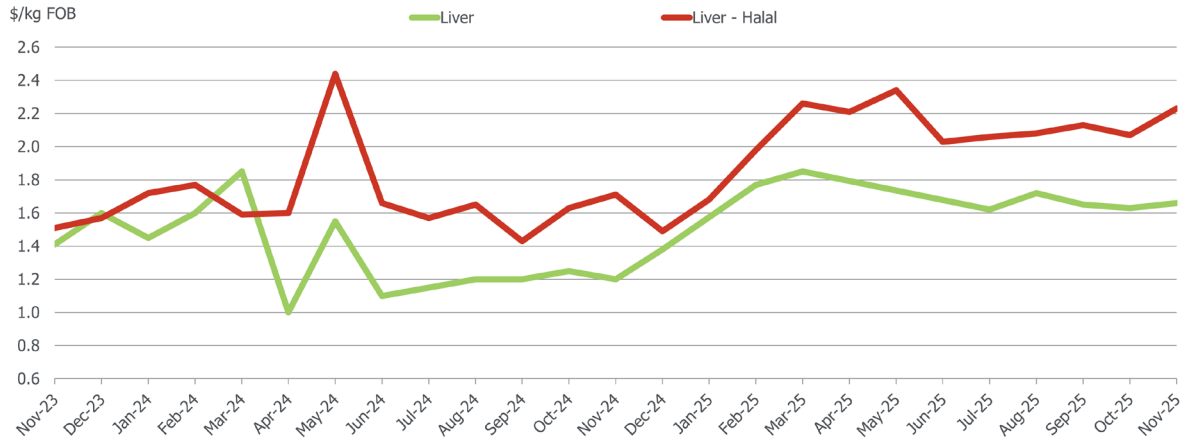


**Figure 4: Trends in beef offal prices**



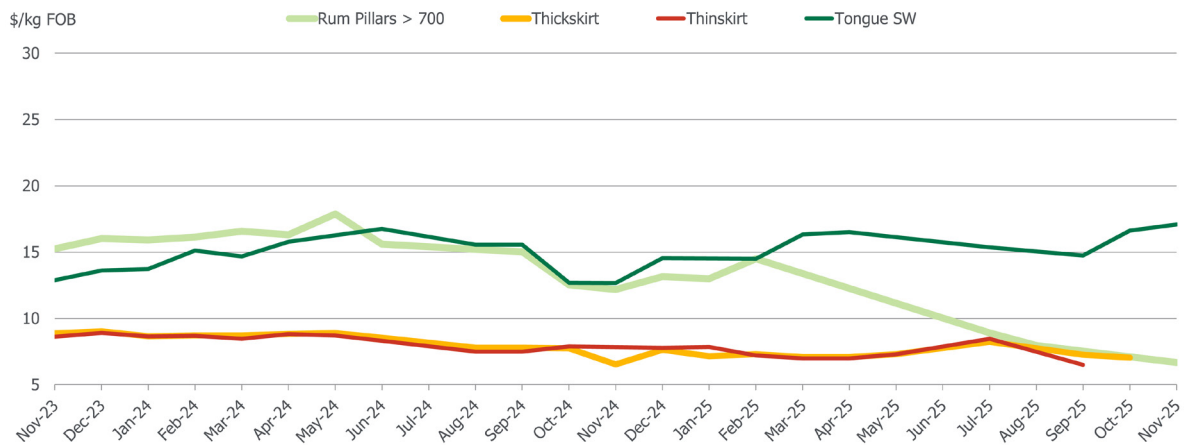
Beef offal trends continued...

Figure 5: Trends in beef offal prices



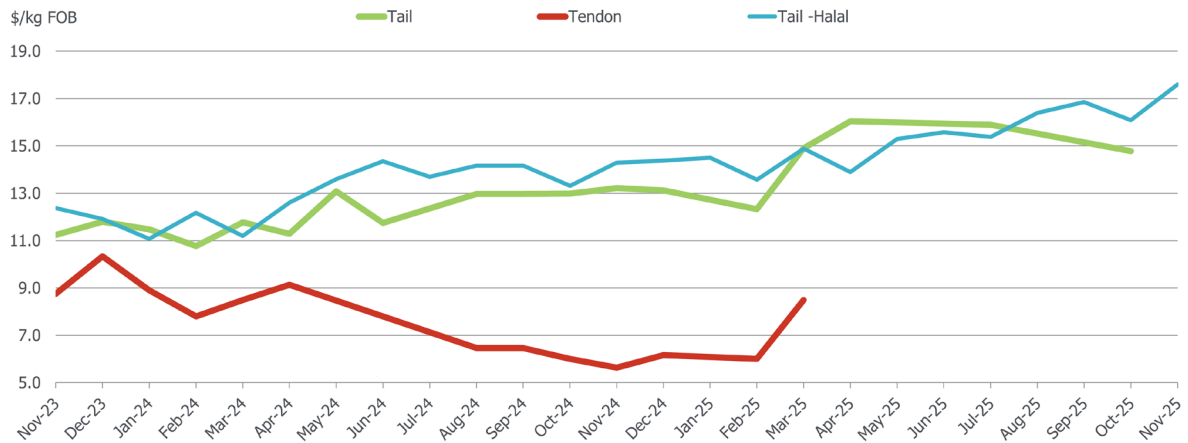
International Offals

Figure 6: Trends in International offal prices



## Tails and Tendons

**Figure 7: Trends in tail and tendon prices**



## Sheep Co-products

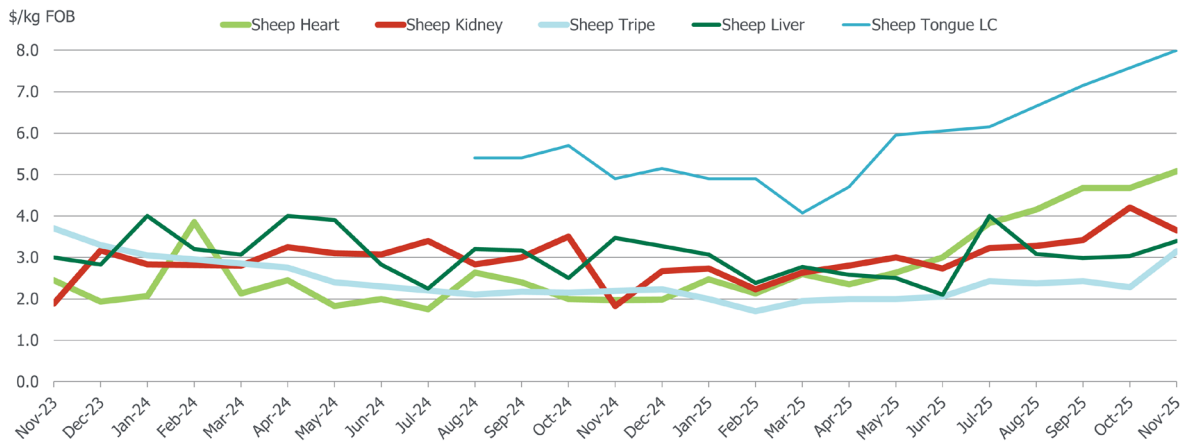
**Table 2: Sheep co-product prices**

	Average (Oct Data)	Range	Responses	Monthly Change	Annual Change
Heart Sheep - Halal	\$5.08	\$3.70	4	8.4%	158.0%
Kidneys Sheep - Halal	\$3.65	\$1.60	4	-13.1%	99.1%
Liver Sheep - Halal	\$3.39	\$2.45	4	12.0%	-2.3%
Runners Lamb	\$4.63	\$2.90	3	0.0%	20.3%
Runners Sheep	\$3.15	\$2.30	2	-3.6%	43.2%
Tongue LC Sheep - Halal	\$8.00	\$2.00	2	18.5%	63.3%
Tripe Sheep - Halal	\$3.15	\$0.30	2	38.5%	43.2%

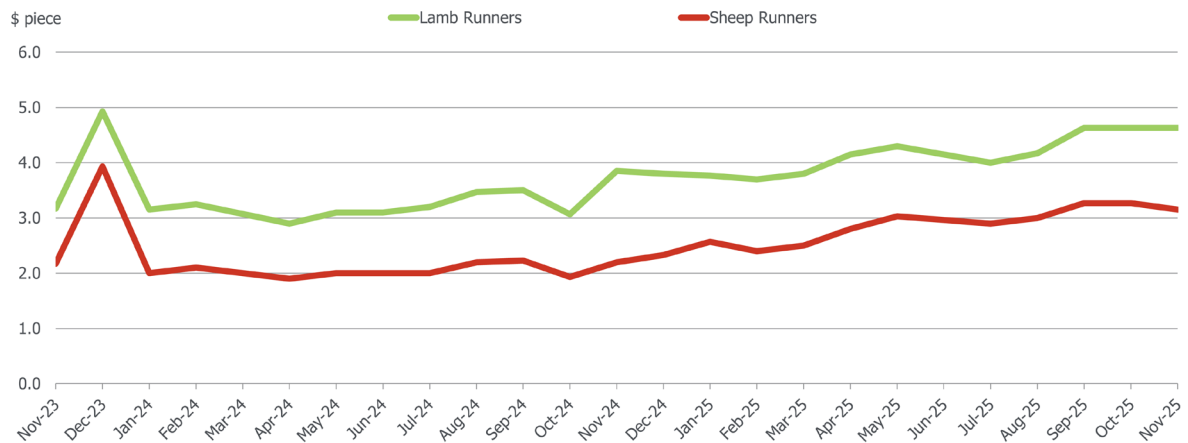
Price quoted is average price reported in \$/kg FOB Australian port and runners as \$/piece.

## Sheep offal

**Figure 8: Trends in sheep offal prices**



**Figure 9: Trends in runner prices**

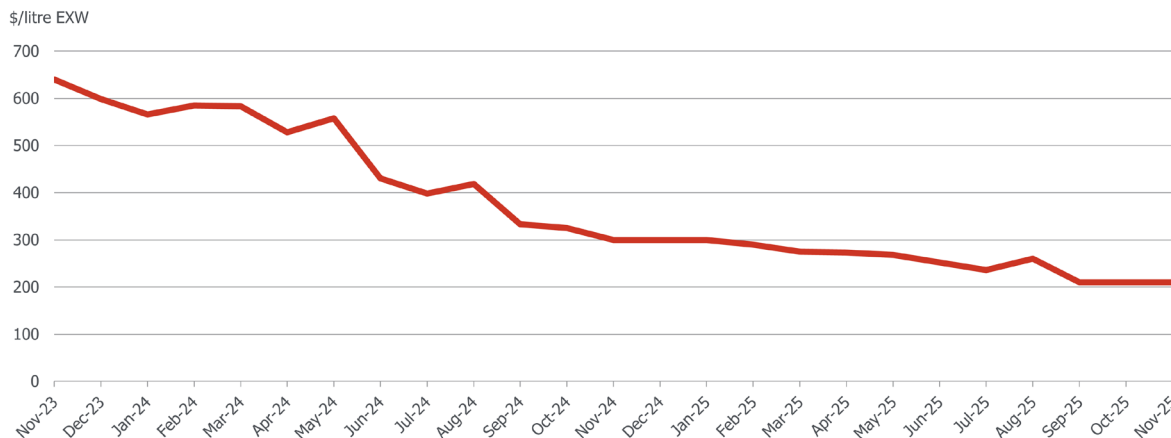


# Pharmaceutical products

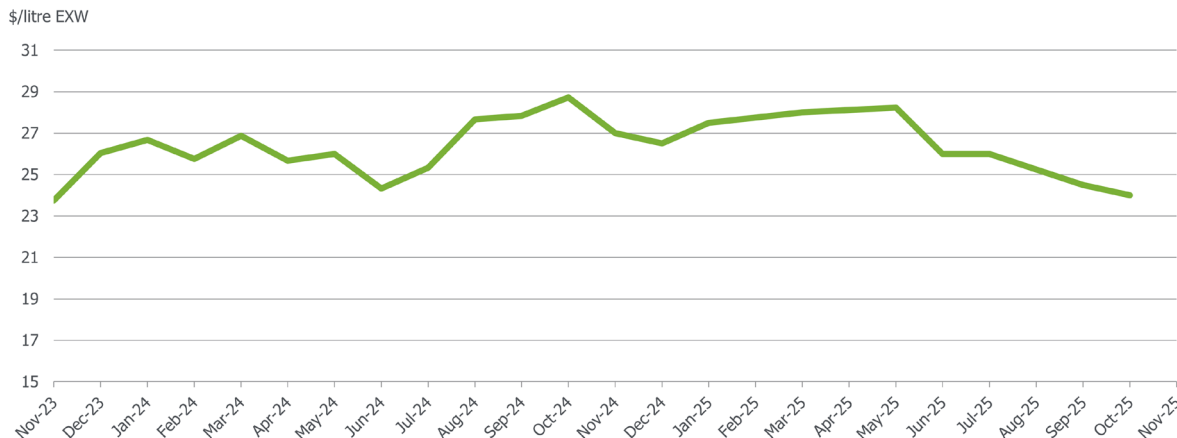
	Average (Oct Data)	Range	Responses	Monthly Change	Annual Change
Foetal Blood	\$210.00	\$80.00	2	0.0%	-30.0%

Price quoted is average price reported in \$/kg FOB Australian port and foetal blood \$/litre EXW

**Figure 10: Trends for foetal blood prices**



**Figure 11: Trends for concentrated gall prices**



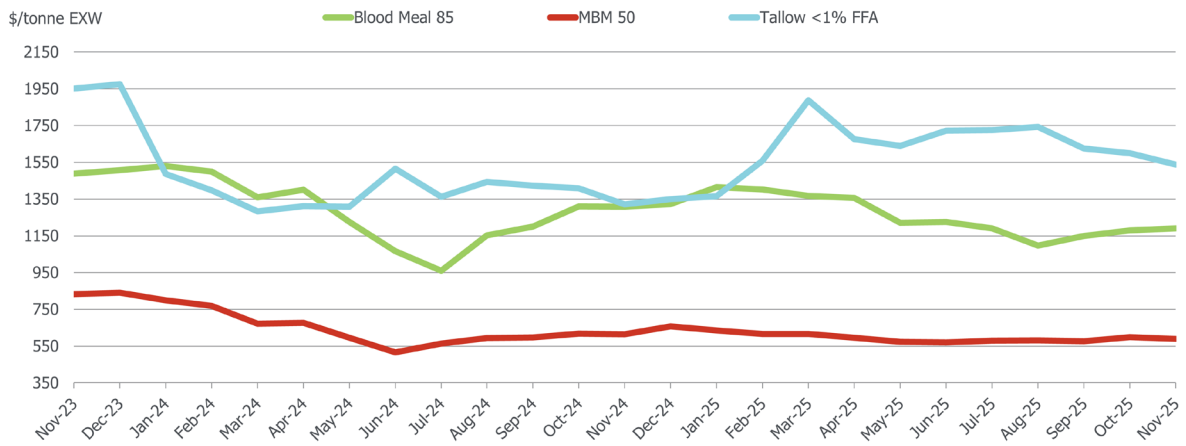
# Rendered products

**Table 4: Rendered product prices**

	Average (Oct Data)	Range	Responses	Monthly Change	Annual Change
Bloodmeal 85	\$1,190.00	\$400.00	5	0.9%	-9.0%
MBM 50	\$588.75	\$75.00	4	-1.7%	-4.1%
Tallow Ined.<1FFA	\$1,538.33	\$285.00	3	-3.9%	16.5%
Tallow Ined.<2FFA	\$1,439.00	\$350.00	5	-3.3%	10.3%

Price quoted is average price reported ex works \$/tonne.

**Figure 12: Trends in rendered co-product prices**



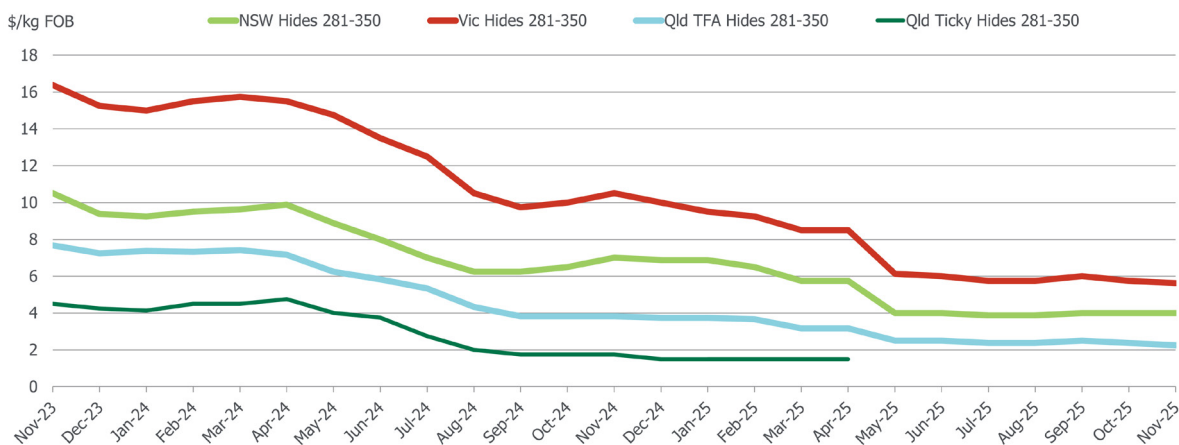
# Hides

**Table 5: Hide prices**

	Average (Oct Data)	Range	Responses	Monthly Change	Annual Change
Hides NSW 181 - 220	0.875	0.75	2	0.0%	-56.3%
Hides NSW 221 - 280	2.125	1.75	2	-5.6%	-43.3%
Hides NSW 281 - 350	4	2	2	0.0%	-42.9%
Hides NSW 351 Up	6.5	3	2	0.0%	-33.3%
Hides QLD TFA 281 - 350	2.25	0.5	2	-5.3%	-41.3%
Hides QLD TFA 351 Up	3.625	0.75	2	-6.5%	-39.6%
Hides VIC 141-180	1	0	2	0.0%	-42.9%
Hides VIC 181-220	2	1	2	0.0%	-38.5%
Hides VIC 221 - 280	3.25	0.5	2	0.0%	-46.9%
Hides VIC 281-350	5.625	1.75	2	-2.2%	-46.4%
Hides VIC 351 Up	11.75	6.5	2	-2.1%	-38.6%

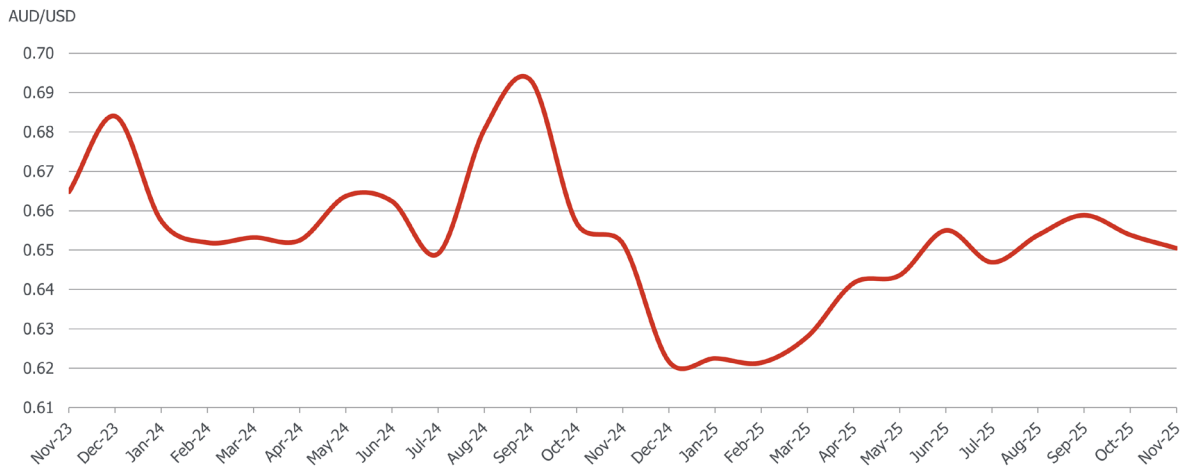
Price quoted is average price reported for ex works \$/each.

**Figure 13: Trends in hide prices (East Coast Ex Works)**



# Currency exchange

**Figure 14: AUD /USD Foreign Exchange**



Source: Reserve Bank Australia

# Export statistics



To access the latest co-products statistics please click here:



## For more information:

Please email [insights@mla.com.au](mailto:insights@mla.com.au)

This report is produced from a monthly MLA survey of approximately 25 processors across Australia, collating average prices and analysing trends on a range of co-products items



MEAT & LIVESTOCK AUSTRALIA

Market Information  
 Meat & Livestock Australia  
 Ph: 02 9463 9372  
 Fax: 02 9463 9220  
 Email: [insights@mla.com.au](mailto:insights@mla.com.au)  
[www.mla.com.au/prices-markets](http://www.mla.com.au/prices-markets)

Published by Meat & Livestock Australia Limited  
 ABN 39 081 678 364  
 December 2025

©Meat & Livestock Australia Limited 2017

MLA makes no representations as to the accuracy of any information or advice contained in this publication and excludes all liability, whether in contract, tort (including negligence or breach of statutory duty) or otherwise as a result of reliance by any person on such information or advice.

- This report is based on voluntarily collected information from specific domestic producers. It does not include data from all producers.
- The average values presented are simple averages, not weighted averages.
- The information is based on past data and does not guarantee current or future trends.

MLA makes no representations as to the accuracy of any information or advice contained in this publication and excludes all liability, whether in contract, tort (including negligence or breach of statutory duty) or otherwise as a result of reliance by any person on such information or advice.