



# Co-Products Market Report

February 2026

[mla.com.au](https://mla.com.au)

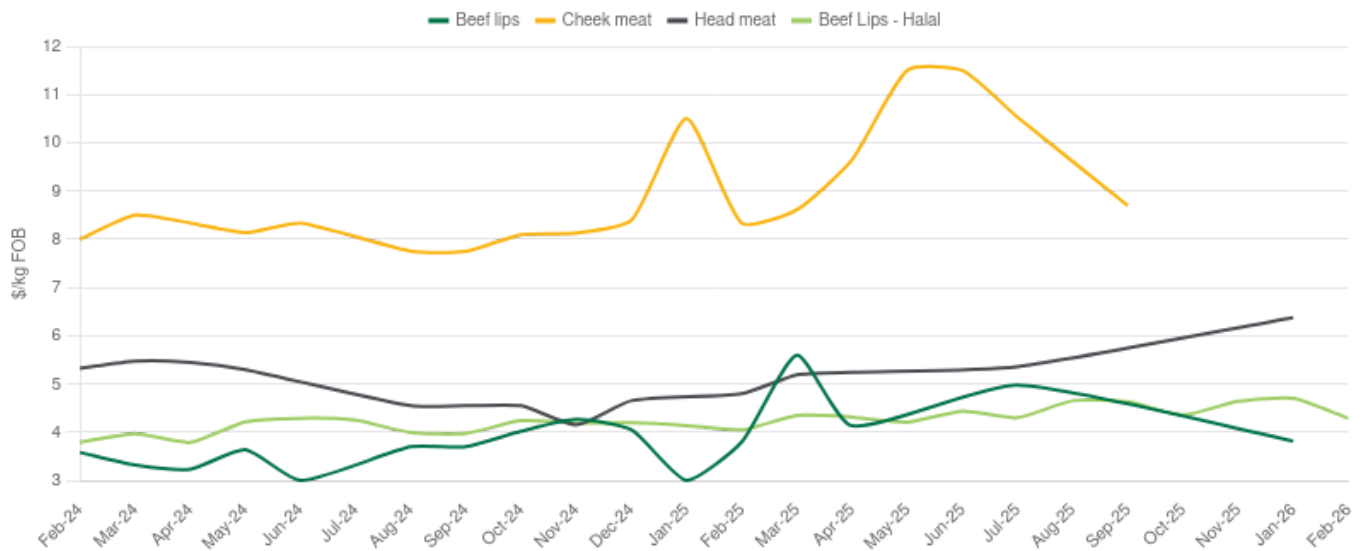
# Beef Co-Products

	Average Price (February 2026)	Range	Responses	Monthly Change	Annual Change
Aorta - Halal	10.90	4.20	2	-	24.7%
Beef lips - Halal	4.29	0.50	5	-8.8%	5.9%
Cheek meat - Halal	11.07	5.04	3	-16.1%	42.3%
Diaphragm membrane - Halal	6.45	1.10	2	-	-
Head meat - Halal	6.80	0.40	2	-	33.3%
Heart - Halal	4.21	3.08	4	55.5%	60.7%
Honeycomb tripe - Halal	9.38	0.45	2	-	30.7%
Kidney - Halal	1.75	0.50	2	-	47.9%
Ligamentum - Halal	1.96	1.11	3	-	-
Liver	1.90	0.60	2	-	7.5%
Liver - Halal	1.95	1.30	4	-10.1%	-1.3%
Lung	1.83	0.05	2	-	-18.9%
Lung - Halal	1.62	1.60	3	-52.8%	-20.2%
Omasum	6.54	2.93	2	1.7%	-6.6%
Omasum - Halal	8.32	1.65	2	-	20.7%
Rumen pillar < 500g - Halal	3.40	2.00	2	9.7%	-51.6%
Rumen pillar > 700g - Halal	10.30	1.60	2	29.1%	-14.3%
Rumen pillar 500 - 700g - Halal	5.80	2.40	2	23.4%	-39.6%
Tail - Halal	17.25	2.05	4	-4.0%	27.1%
Tendon - Halal	5.00	4.00	2	-	-32.0%
Thick skirt - Halal	11.18	2.25	4	7.2%	52.7%
Thin skirt - Halal	10.87	2.50	4	-	57.5%
Tongue root fillet - Halal	2.55	0.10	2	-	-
Tongue root meat - Halal	2.61	0.81	3	-8.3%	-31.2%
Tongue swiss cut - Halal	17.31	0.62	2	-	15.9%
Tripe pieces	2.63	0.74	2	-0.2%	16.0%
Tripe pieces - Halal	3.02	0.45	2	-	19.1%

Price quoted is average price reported in \$/kg FOB Australian port.

## Head Offal

Figure 1: Trends in Beef Head Offal Prices



## Beef Offal Trends

Figure 2: Trends in Beef Tripe Prices

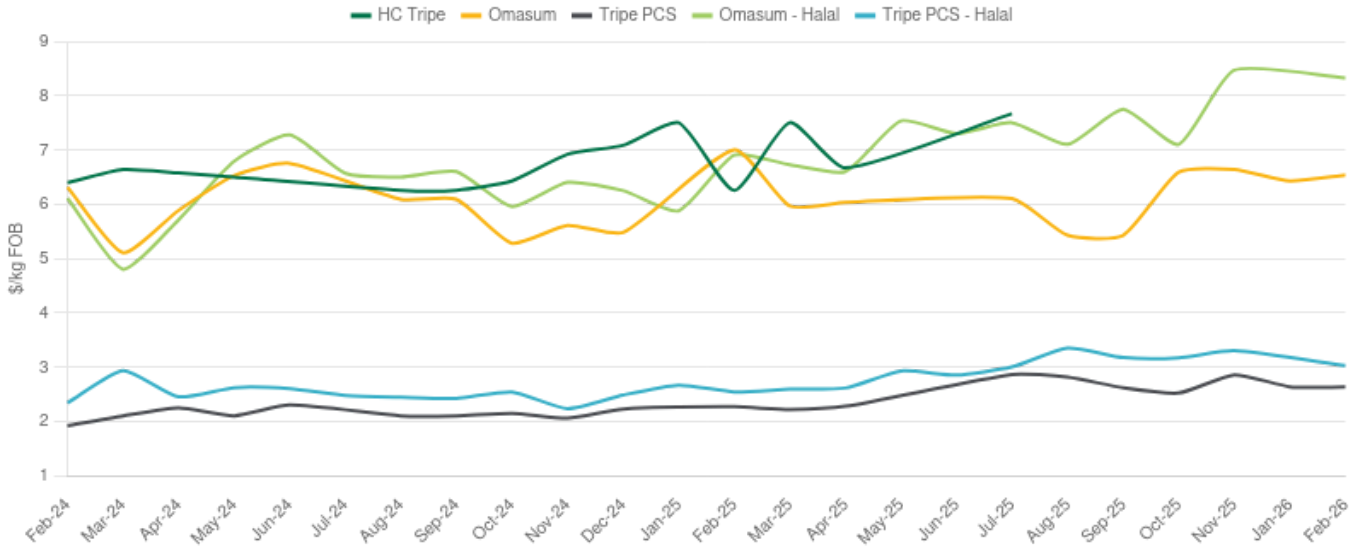


Figure 3: Trends in Beef Heart Offal Prices

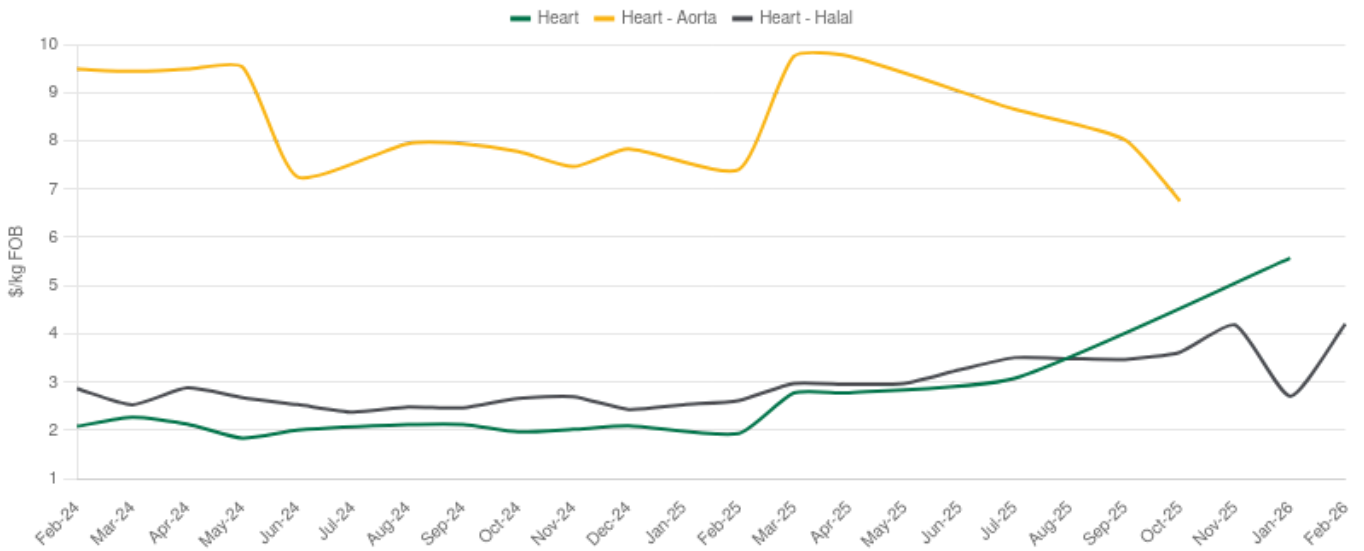


Figure 4: Trends in Beef Kidney and Lung Offal Prices

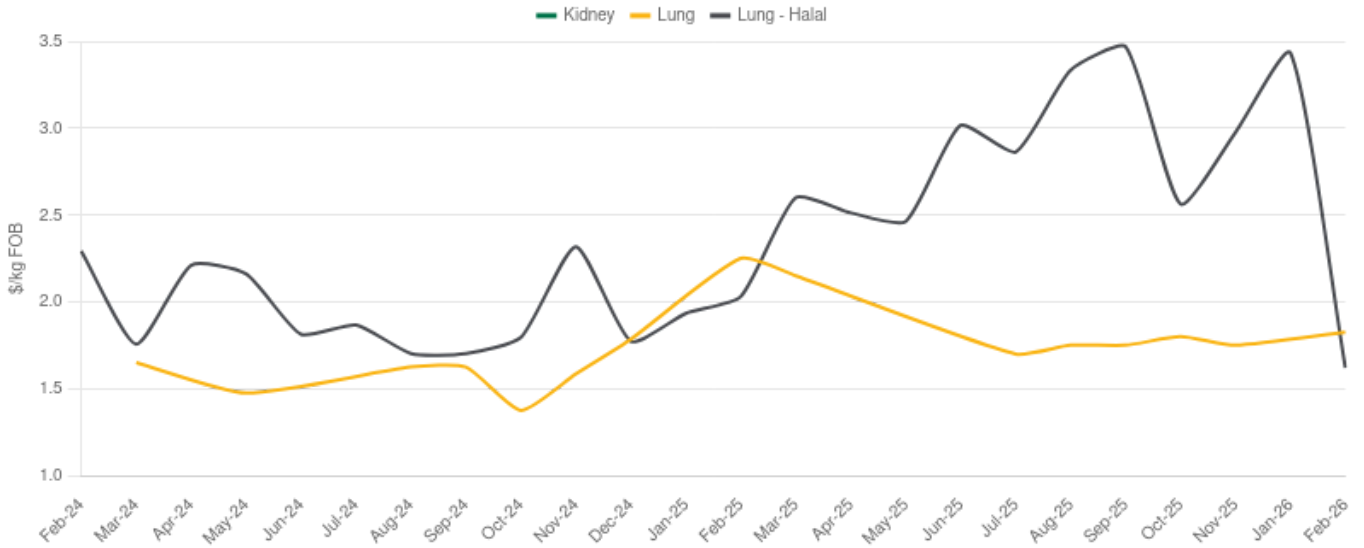
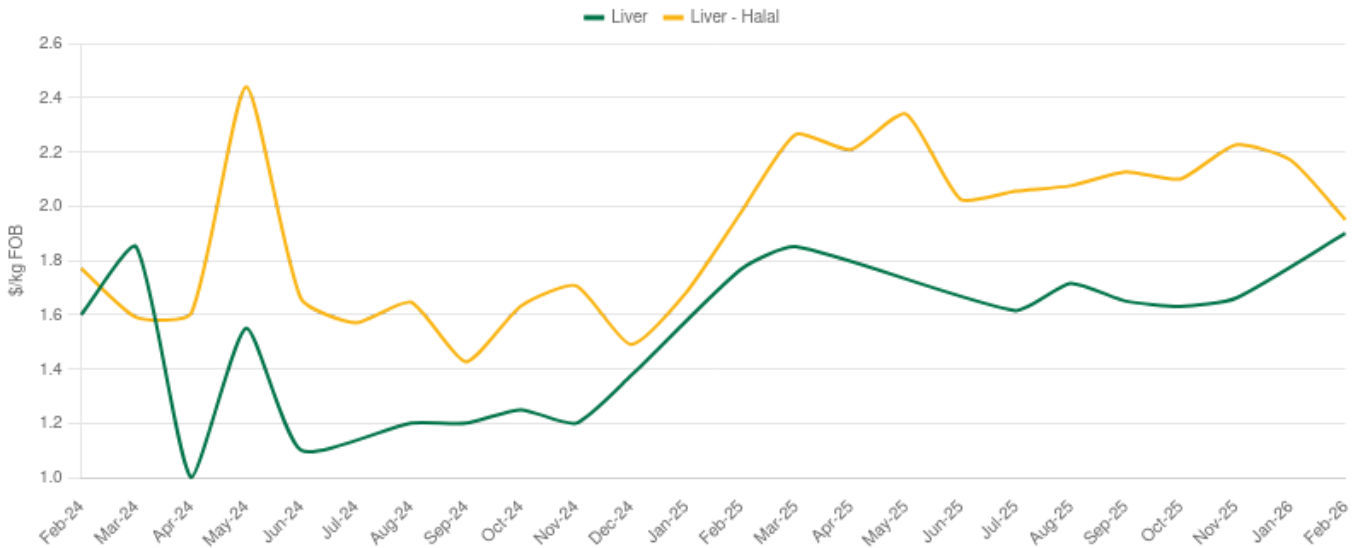
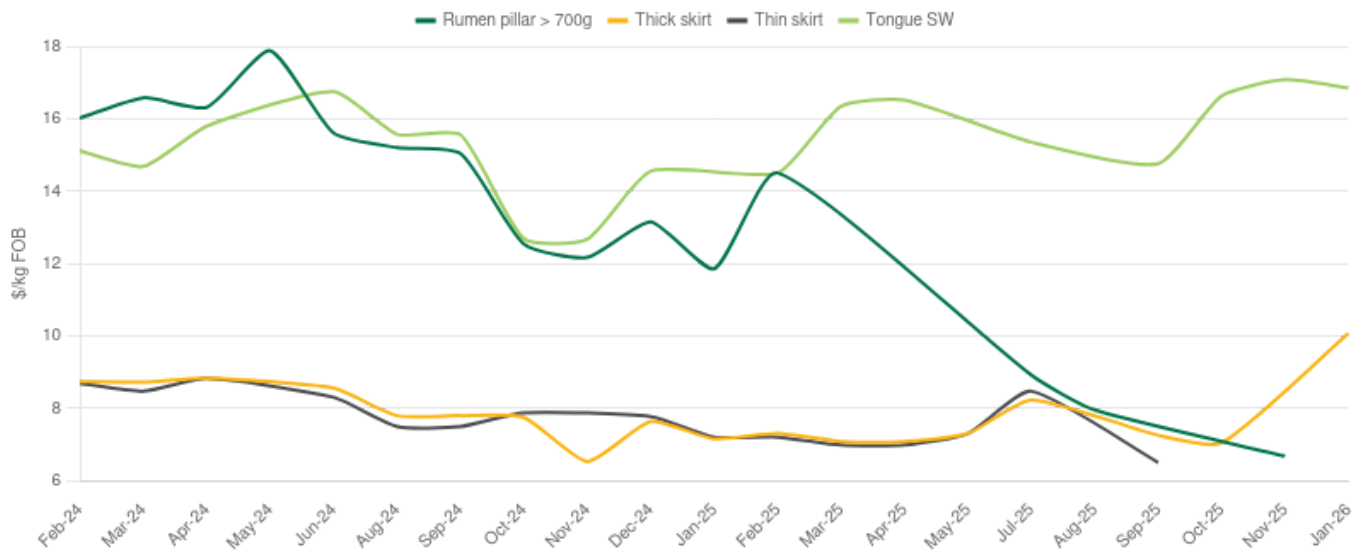


Figure 5: Trends in Beef Liver Offal Prices



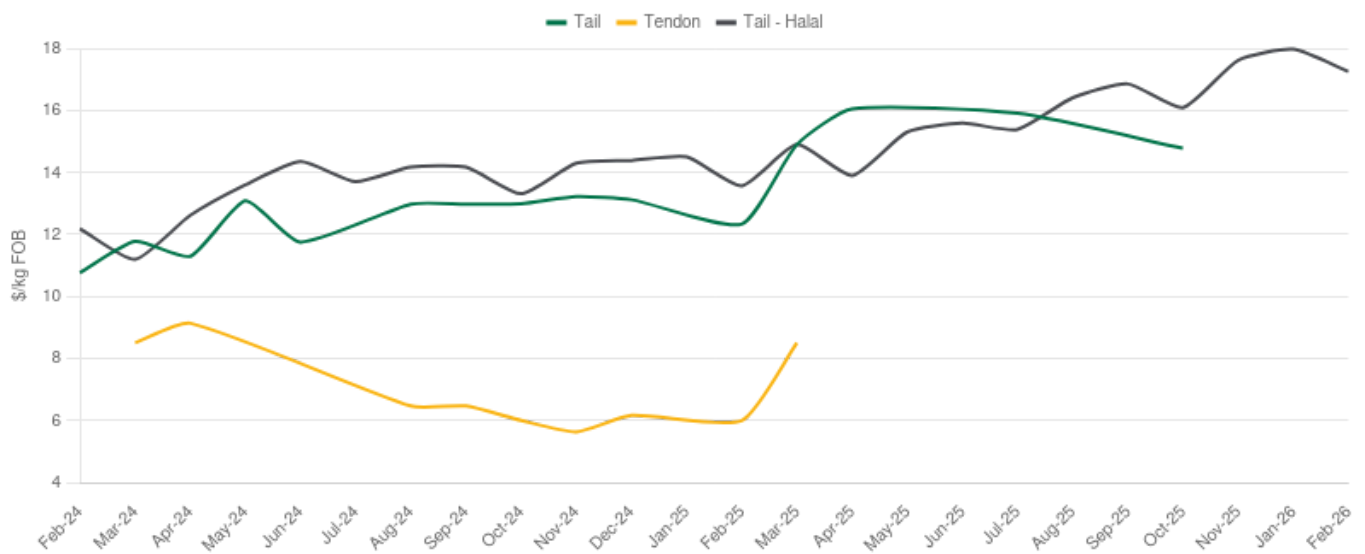
## International Offals

Figure 6: Trends in International Offal Prices



## Tails and Tendons

Figure 7: Trends in Tail and Tendon Prices



# Sheep Co-Products

	Average Price (February 2026)	Range	Responses	Monthly Change	Annual Change
Lamb runners	4.90	0.20	2	-3.9%	32.4%
Sheep runners	3.80	-	2	-1.7%	58.3%

Price quoted is average price reported in \$/kg FOB Australian port and runners as \$/piece.

## Sheep Offal

Figure 8: Trends in Sheep Offal Prices

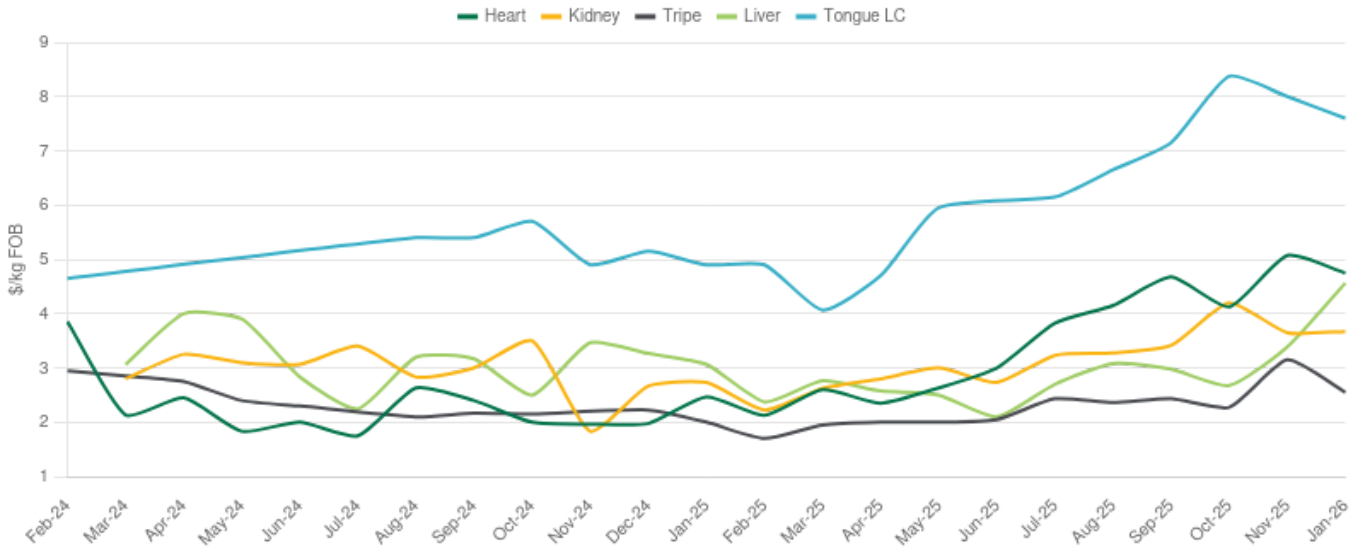
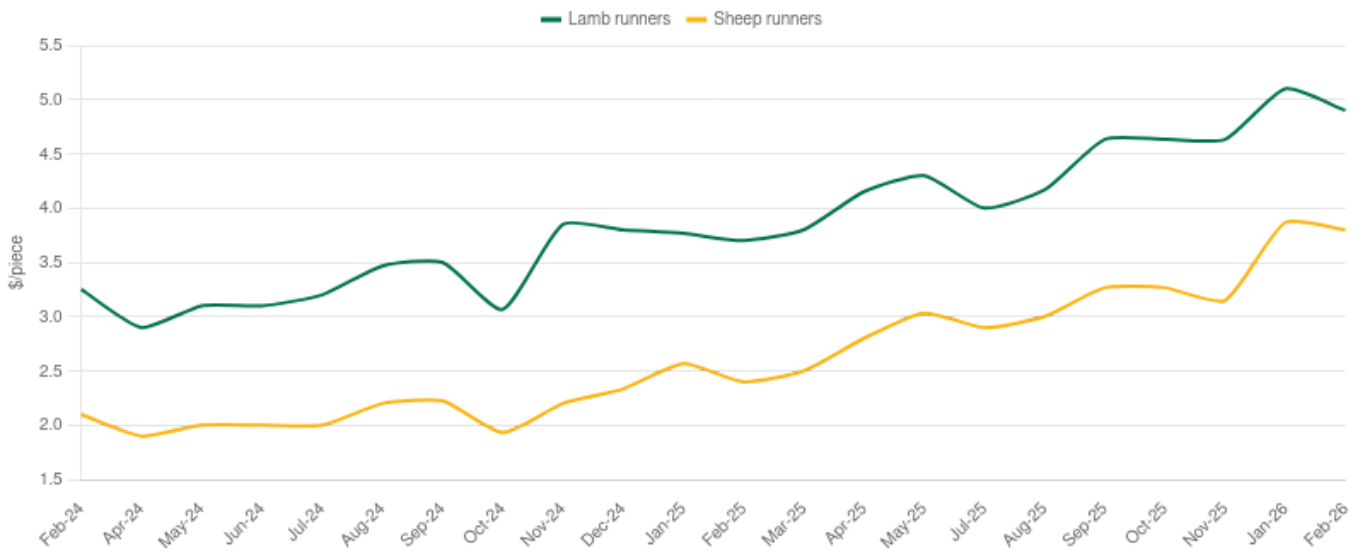


Figure 9: Trends in Runner Prices



# Pharmaceutical Products

	Average Price (February 2026)	Range	Responses	Monthly Change	Annual Change
Foetal calf blood	200.00	80.00	3	-4.8%	-31.0%
Gall concentrated	24.00	4.00	2	-	-

Price quoted is average price reported in \$/kg FOB Australian port and foetal blood \$/litre EXW.

## Pharmaceutical

Figure 10: Trends in Foetal Blood Prices

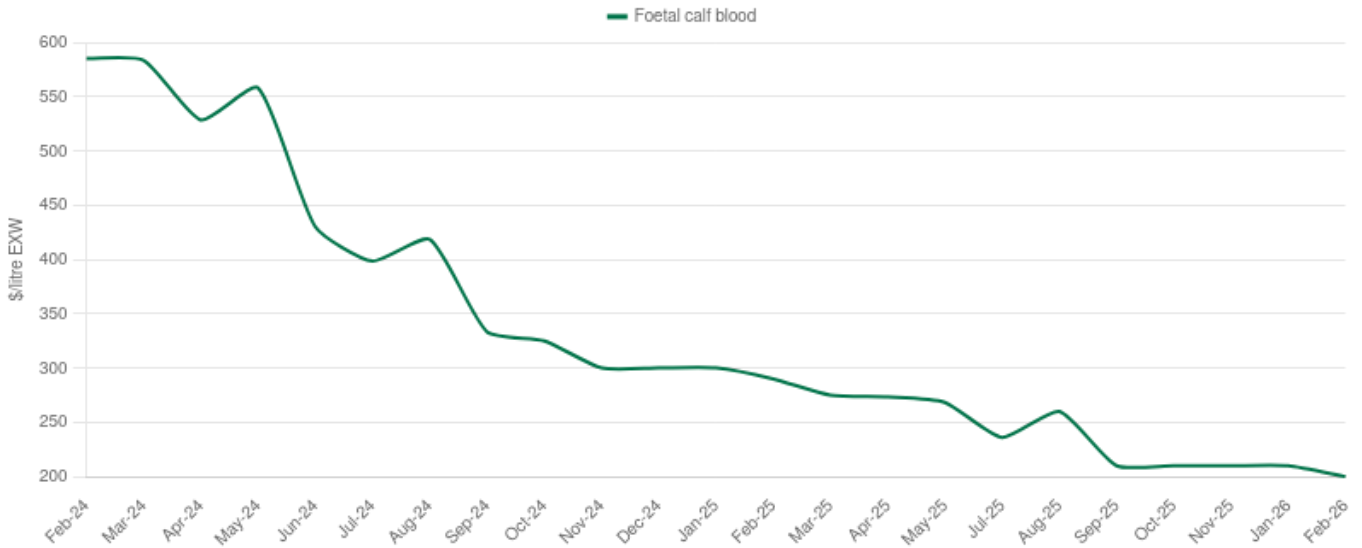
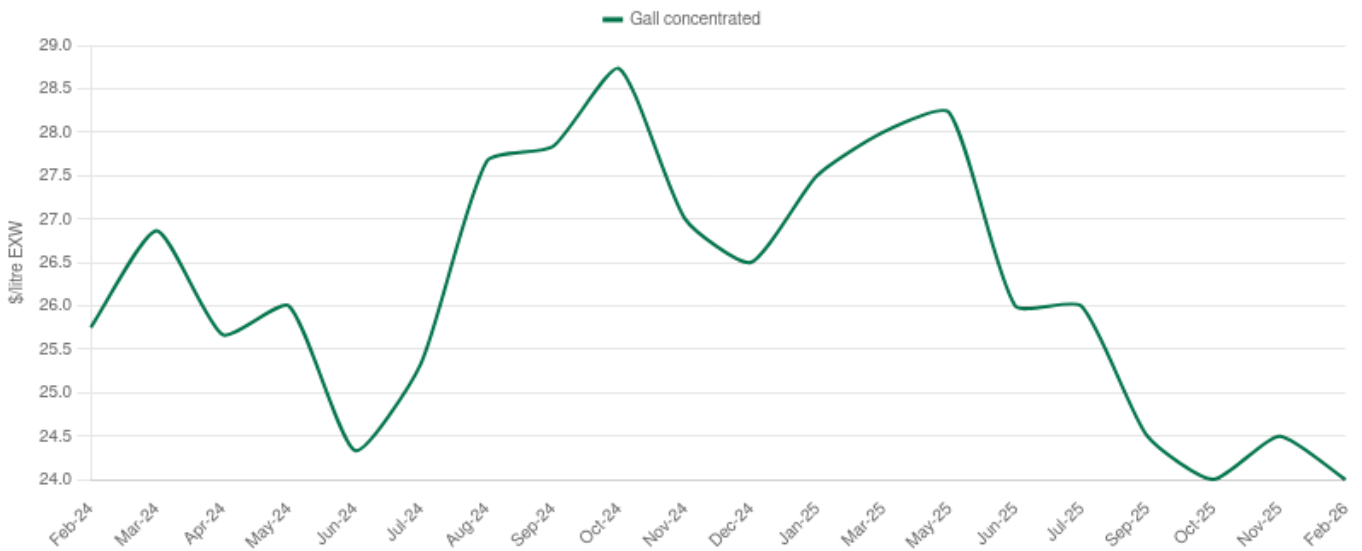


Figure 11: Trends in Concentrated Gall Prices



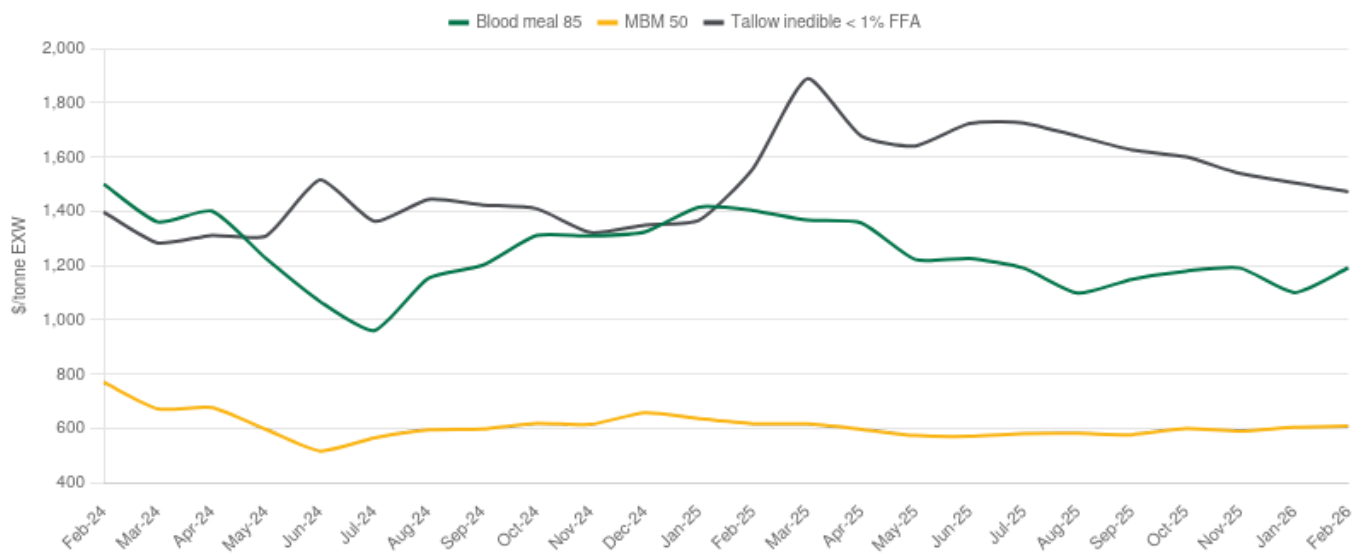
# Rendered Products

	Average Price (February 2026)	Range	Responses	Monthly Change	Annual Change
Blood meal 85	1191.00	500.00	5	8.3%	-15.1%
MBM 50	608.33	100.00	6	0.8%	-1.4%
Tallow inedible < 1% FFA	1471.67	285.00	3	-	-5.5%
Tallow inedible < 2% FFA	1433.75	310.00	4	-7.2%	-2.0%
Tallow inedible < 2% FFA	1347.50	15.00	2	-	-

Price quoted is average price reported ex works \$/tonne.

## Rendered

Figure 12: Trends in Rendered Co-Product Prices



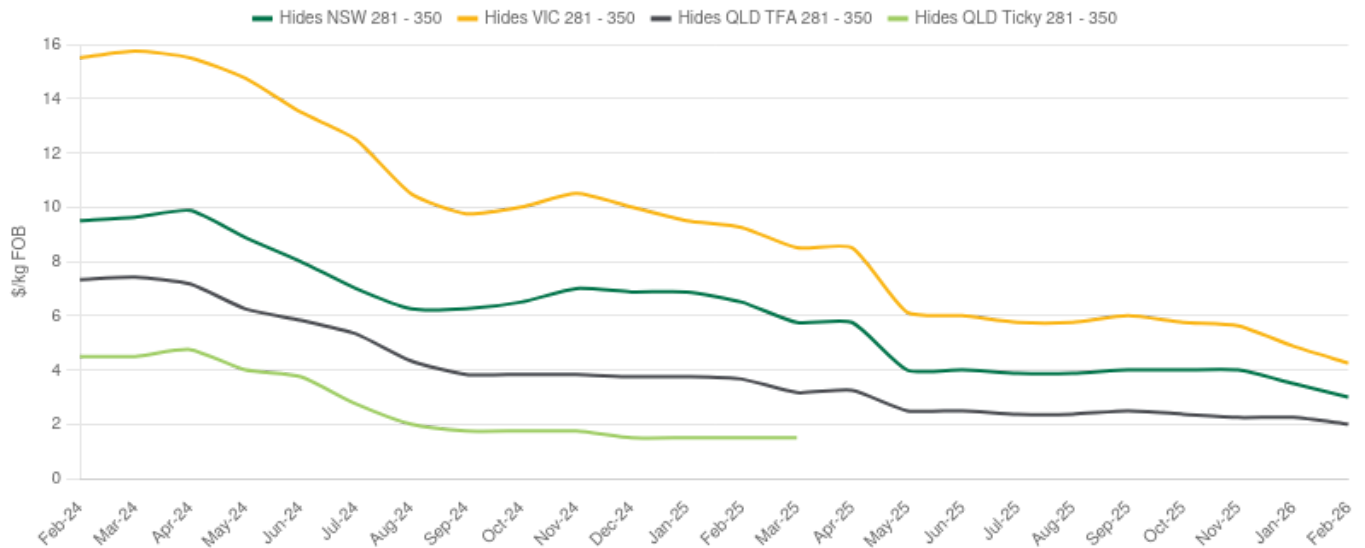
# Hides

	Average Price (February 2026)	Range	Responses	Monthly Change	Annual Change
Hides NSW 221 - 280	1.63	0.75	2	-13.3%	-53.6%
Hides NSW 281 - 350	3.00	1.00	2	-14.3%	-53.8%
Hides NSW 351 - up	5.00	2.00	2	-9.1%	-44.4%
Hides QLD TFA 281 - 350	2.00	-	2	-11.1%	-45.5%
Hides QLD TFA 351 - up	3.25	0.50	2	-3.7%	-45.1%
Hides VIC 141 - 180	0.75	0.50	2	-25.0%	-57.1%
Hides VIC 181 - 220	1.75	1.50	2	-12.5%	-46.2%
Hides VIC 221 - 280	2.63	0.25	2	-8.7%	-52.3%
Hides VIC 281 - 350	4.25	0.50	2	-12.8%	-54.1%
Hides VIC 351 - up	9.75	4.50	2	-7.1%	-45.1%

Price quoted is average price reported for ex works \$/each.

## Hides

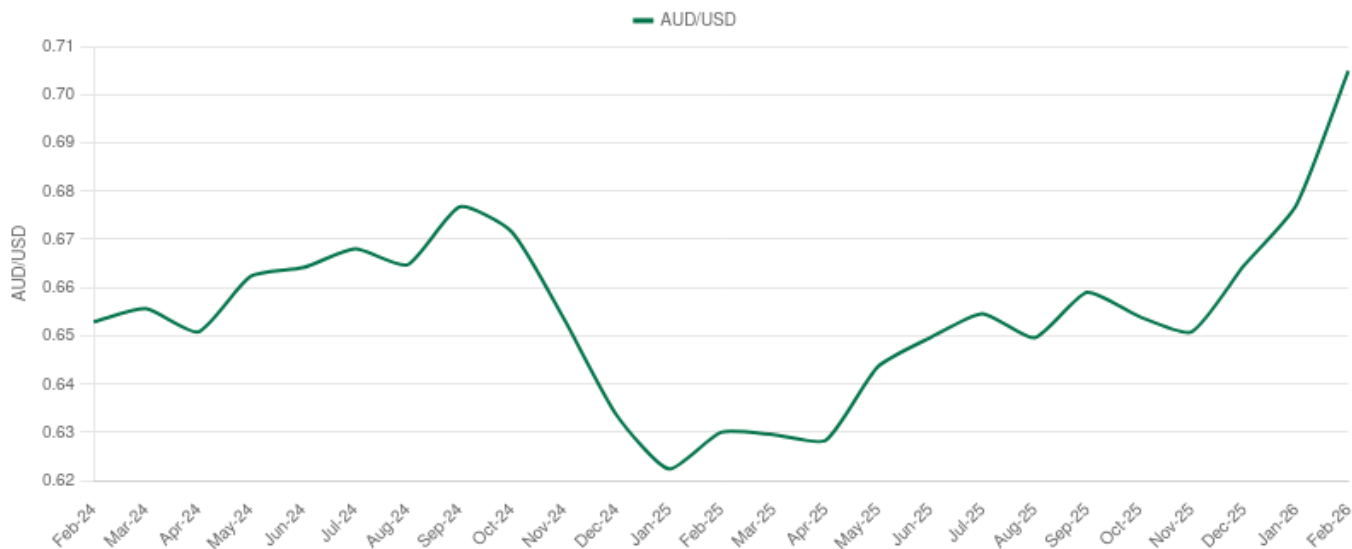
Figure 13: Trends in Hide Prices (East Coast Ex-Works)



# Currency Exchange

Source: XECD.com

Figure 14: AUD/USD Foreign Exchange



## Export statistics

[?](#) To access the latest co-products statistics please click here:



Market Information  
 Meat & Livestock Australia  
 Ph: 02 9463 9372  
 Fax: 02 9463 9220  
 Email: [insights@mla.com.au](mailto:insights@mla.com.au)  
[www.mla.com.au/prices-markets](http://www.mla.com.au/prices-markets)

### For more information:

Please email [insights@mla.com.au](mailto:insights@mla.com.au)

This report is produced from a monthly MLA survey of approximately 25 processors across Australia, collating average prices and analysing trends on a range of co-products items

Published by Meat & Livestock Australia Limited  
 ABN 39 081 678 364  
 February 2026

©Meat & Livestock Australia Limited 2026

MLA makes no representations as to the accuracy of any information or advice contained in this publication and excludes all liability, whether in contract, tort (including negligence or breach of statutory duty) or otherwise as a result of reliance by any person on such information or advice.

- This report is based on voluntarily collected information from specific domestic producers. It does not include data from all producers.
- The average values presented are simple averages, not weighted averages.
- The information is based on past data and does not guarantee current or future trends.

MLA makes no representations as to the accuracy of any information or advice contained in this publication and excludes all liability, whether in contract, tort (including negligence or breach of statutory duty) or otherwise as a result of reliance by any person on such information or advice.

[Terms and Conditions](#)