



Co-product market report

June 2025

Beef Co-products

Beef offal prices in May were poorly reported for non-halal products which has significantly reduced the product range published. Halal offal prices were steady across most products. Cheek meat, halal omasum and halal tails were very firm.

Table 1: Beef co-product prices

	Average (May Data)	Range	Responses	Monthly Change	Annual Change
Beef Lips	N/A		1		
Beef Lips - Halal	\$4.21	\$2.80	6	-2.5%	-0.2%
Cheekmeat	\$11.50	\$3.00	2	19.2%	41.3%
Cheekmeat - Halal	\$8.93	\$2.40	4	0.6%	4.5%
Diap. Membrane	\$4.28	\$5.15	2	-7.5%	-12.9%
Hc Tripe - Halal	\$7.23	\$4.45	4	3.4%	5.0%
Headmeat - Halal	\$5.30	\$2.10	3	1.9%	0.8%
Heart - Halal	\$2.97	\$2.10	6	0.6%	10.9%
Heart Aorta - Halal	\$9.11	\$7.65	4	1.4%	4.5%
Kidneys- Halal	\$1.44	\$0.65	4	-15.4%	-13.8%
Ligamentum	\$2.96	\$0.75	4	1.1%	5.4%
Liver - Halal	\$2.34	\$1.95	5	6.0%	-4.1%
Lungs - Halal	\$2.46	\$1.45	4	-2.0%	14.0%
Omasum - Halal	\$7.53	\$0.80	3	14.1%	11.0%
Tail - Halal	\$15.30	\$6.50	6	10.1%	12.5%
Tendons - Halal	\$6.97	\$3.40	3	4.5%	-7.9%
Thickskirt	\$7.30	\$2.60	2	3.1%	-18.0%
Thickskirt - Halal	\$8.40	\$2.40	3	17.5%	-1.9%
Thinskirt	\$7.30	\$2.60	2	4.6%	-16.1%
Thinskirt - Halal	\$8.23	\$1.40	3	8.3%	-5.5%
Tongue Root Fillet	\$5.20	\$3.50	4	-20.0%	-18.1%
Tongue Root Meat - Halal	\$4.08	\$3.50	4	44.5%	13.2%
Tongue SW - Halal	\$15.63	\$3.40	3	4.3%	-10.7%
Tripe Pieces - Halal	\$2.93	\$0.40	4	12.0%	11.6%

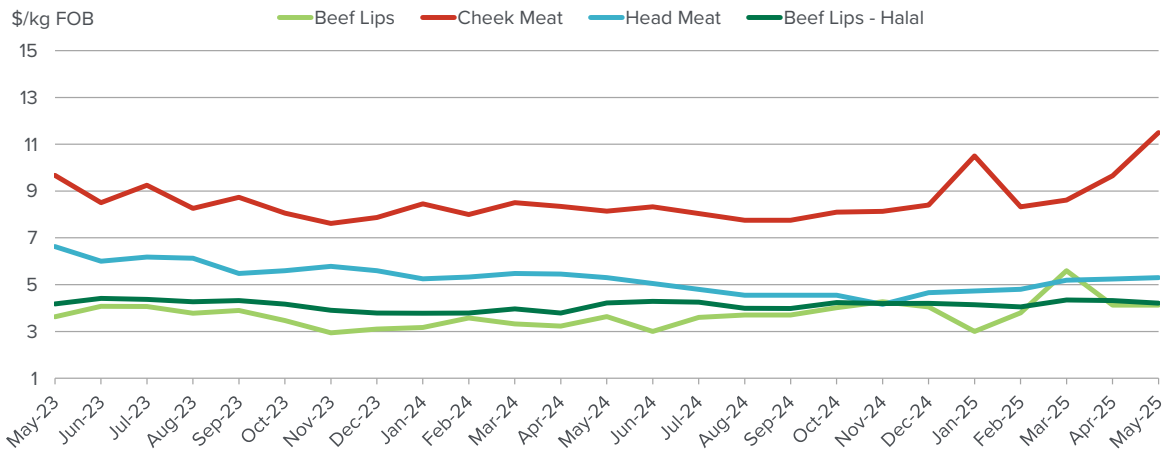
Price quoted is average price reported in \$/kg FOB Australian port.

Head offal

Head meat averaged \$5.30/kg to be even with year ago price but was 6¢/kg above last month. Cheek meat was \$3.30/kg above year-ago levels, averaging \$11.50/kg which is \$1.85/kg firmer than April.

Lips to the US and Mexico were not reported. Halal lips averaged \$4.21/kg to be 1¢/kg softer than last May and 11¢/kg down from last month.

Figure 1: Trends in beef head offal prices

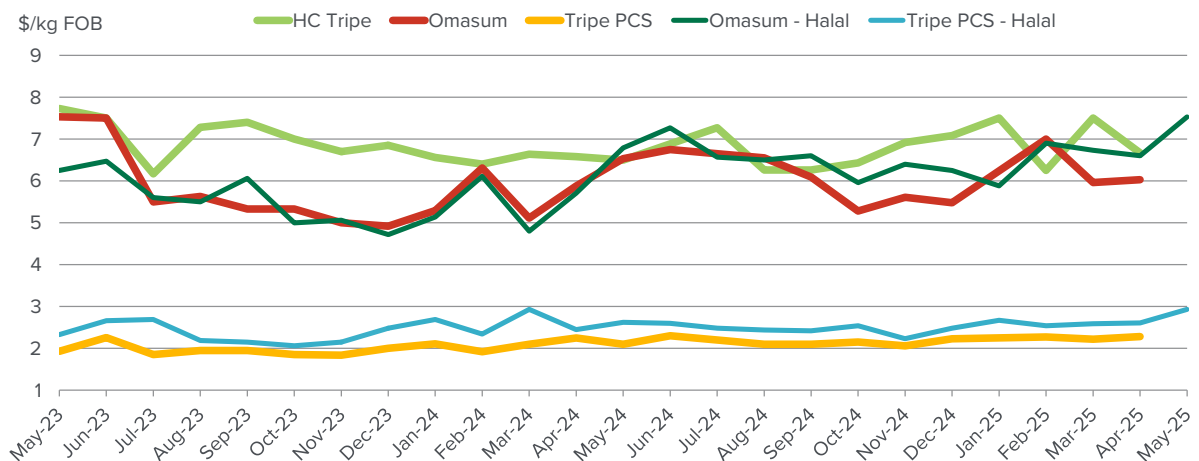


Beef offal trends

Omasum was not reported however halal omasum averaged \$7.53/kg, up 74¢/kg year-on-year and 93¢/kg firmer month-on month.

Halal tripe pieces averaged \$2.93/kg which is 31¢/kg higher year-on-year and 32¢/kg above last month. Non-halal tripe pieces were not reported. Honeycomb tripe was also not reported.

Figure 2: Trends in beef tripe prices

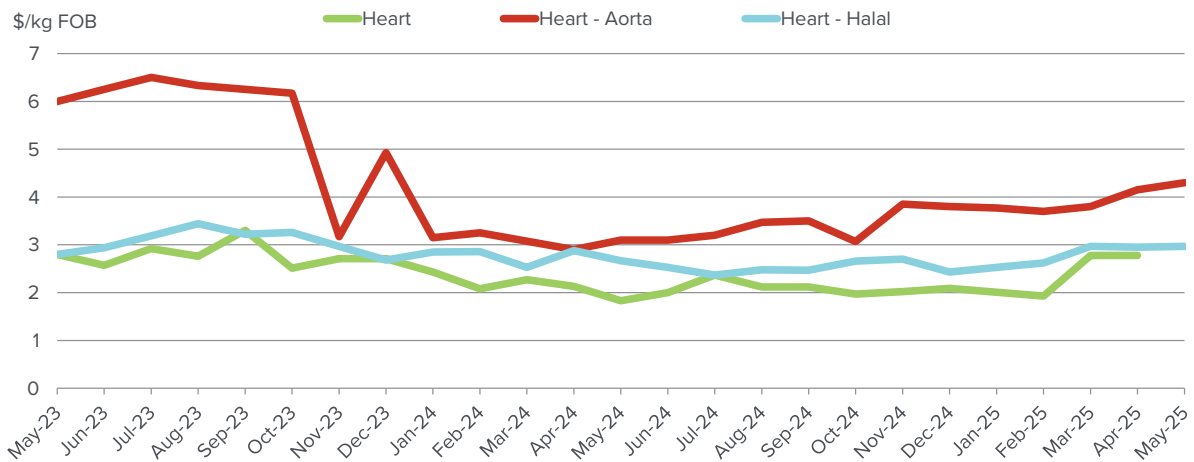


Beef offal trends continued...

Aorta was reported at \$9.11/kg which was 42¢/kg down from year ago prices and 64¢/kg softer than last month.

Heart prices were not reported. Halal hearts averaged \$2.97/kg, firming 2¢/kg month-on-month and up 30¢/kg from last May.

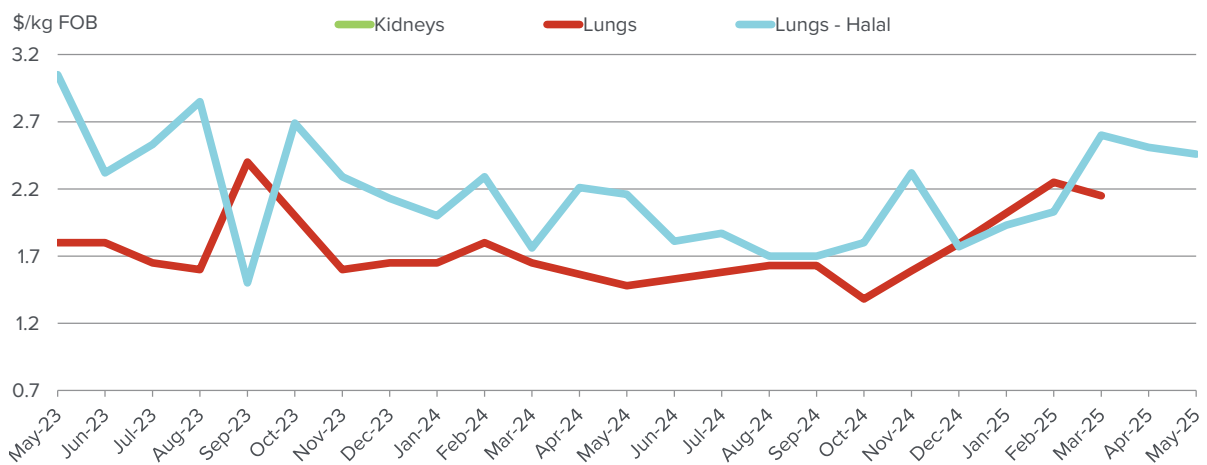
Figure 3: Trends in beef offal prices



Halal kidneys realised \$1.44/kg which was down 26¢/kg month-on-month.

Halal lungs averaged \$2.46/kg, up 30¢/kg year-on-year but 5¢/kg down from last month. Non-halal lungs were not reported.

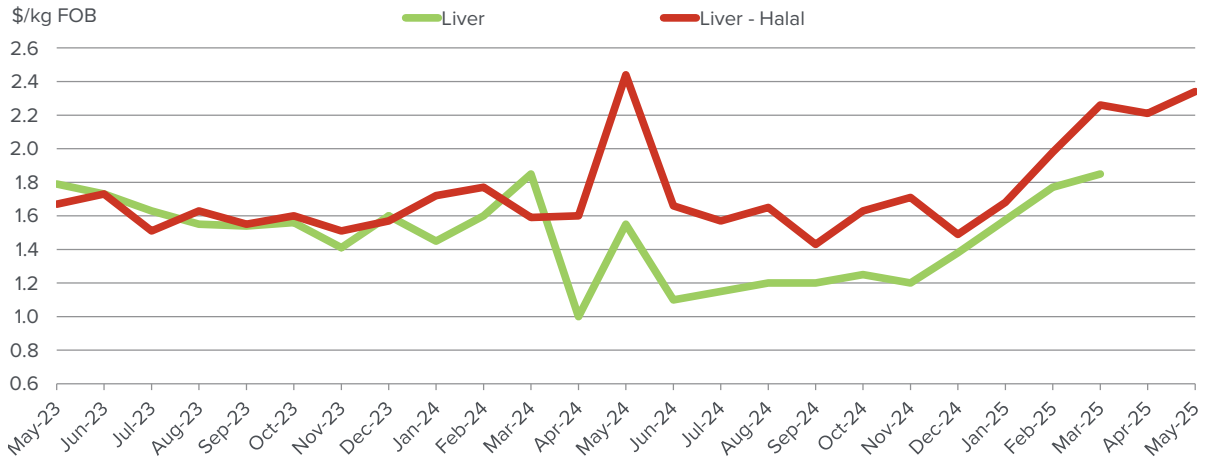
Figure 4: Trends in beef offal prices



Beef offal trends continued...

Liver prices were not reported. Halal livers were 13¢/kg up from last month's price to average \$2.34/kg which was down 10¢/kg compared to last year prices.

Figure 5: Trends in beef offal prices



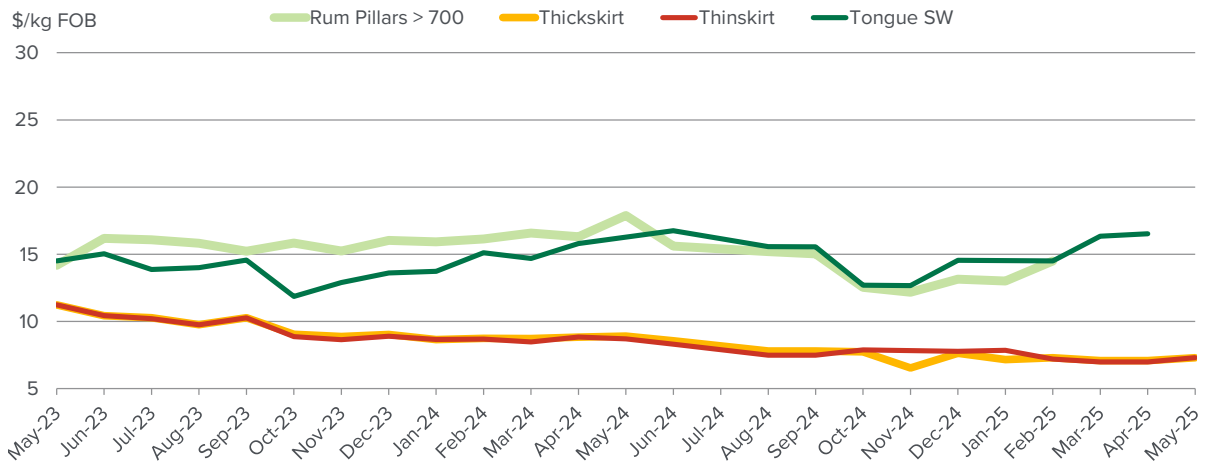
International Offals

Swiss cut tongue was not reported, while halal swiss cut tongues realised \$15.63/kg up 65¢/kg month-on-month.

Thick skirt averaged \$7.30/kg up 22¢/kg from last month but \$1.60/kg down against last year while thin skirt averaged \$7.30/kg up 32¢/kg from last month but down \$1.40/kg year-on-year.

Heavy weight rumen pillars were not reported.

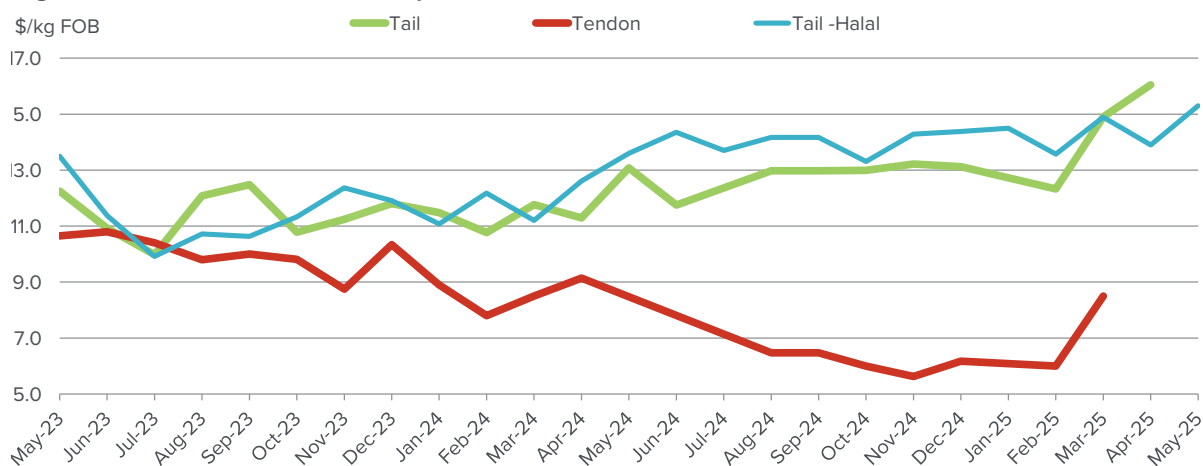
Figure 6: Trends in International offal prices



Tails and Tendons

Tails were also not reported. Halal tails averaged \$15.30/kg up \$1.40/kg month-on-month and \$1.70/kg up from last May. Tendons were not reported.

Figure 7: Trends in tail and tendon prices



Sheep Co-products

Sheep offal prices were steady to firm across the board this month, the exception being livers being a little softer.

Table 2: Sheep co-product prices

	Average (May Data)	Range	Responses	Monthly Change	Annual Change
Heart Sheep - Halal	\$2.63	\$1.10	3	12.1%	43.6%
Kidneys Sheep - Halal	\$3.00	\$2.00	3	7.1%	-3.2%
Liver Sheep - Halal	\$2.50	\$2.70	4	-2.9%	-35.9%
Runners Lamb	\$4.30	\$2.00	3	3.6%	38.7%
Runners Sheep	\$3.03	\$1.80	3	8.3%	51.7%
Tongue LC Sheep - Halal	\$5.95	\$0.10	2	26.6%	-
Tripe Sheep - Halal	\$2.00	\$0.80	2	0.0%	-16.7%

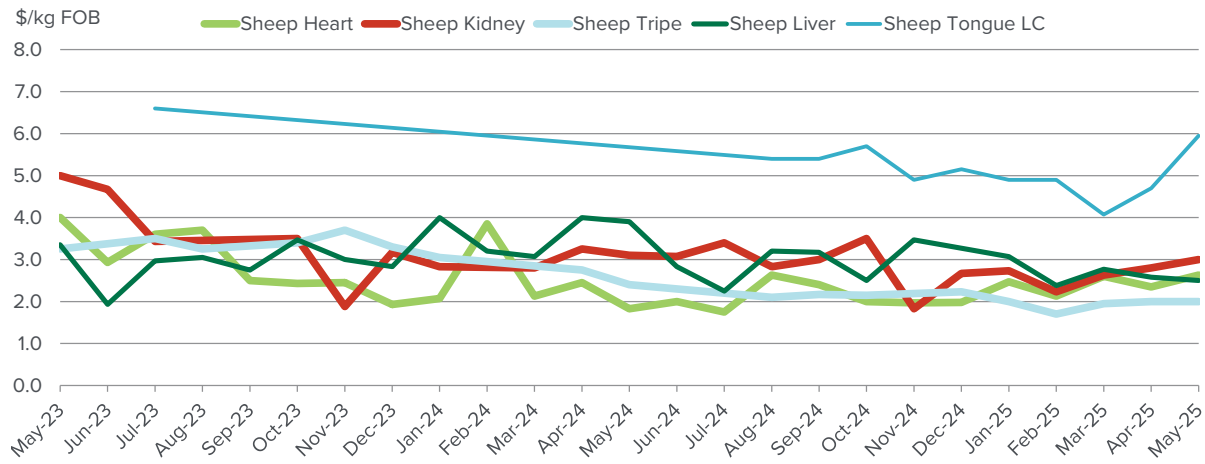
Price quoted is average price reported in \$/kg FOB Australian port and runners as \$/piece.

Sheep offal

Sheep hearts averaged \$2.63/kg, up 28¢/kg month-on-month and 80¢/kg firmer than year-ago levels. Sheep kidneys made \$3.00/kg up 20¢/kg from March but 10¢/kg down year-on-year. Sheep liver averaged \$2.50/kg to be 8¢/kg softer month-on-month but \$1.40/kg down from last May.

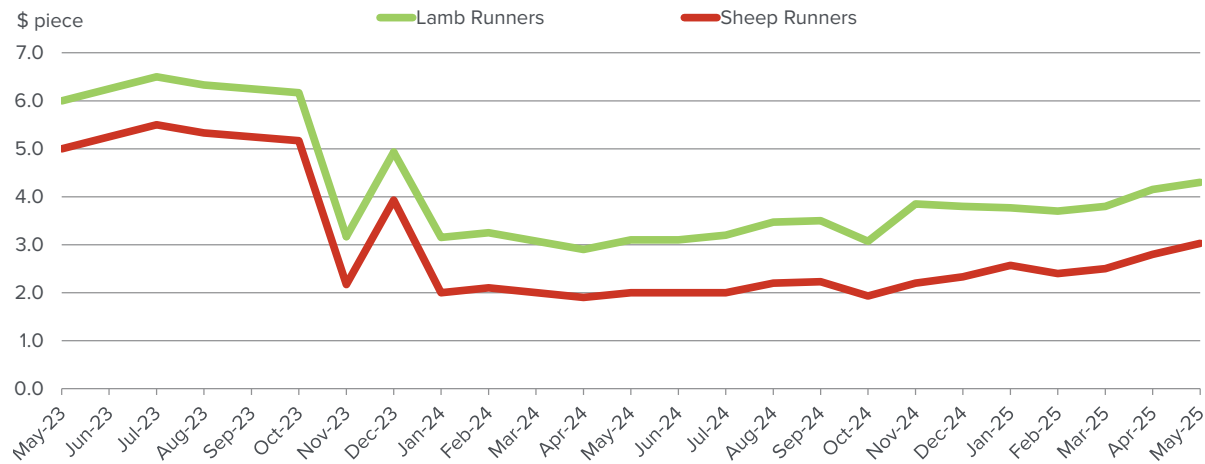
Sheep tripe averaged \$2.00/kg down 40¢/kg year-on-year but even with last last month. Long cut tongues returned \$5.95/kg which was \$1.25/kg up on last month and even year-on-year.

Figure 8: Trends in sheep offal prices



Lamb runners averaged \$4.30/piece up 15¢/piece month-on-month and \$1.20/piece firmer year-on-year while sheep runners made \$3.03/piece which was up 23¢/piece from last month and \$1.03/piece firmer than a year ago.

Figure 9: Trends in runner prices



Pharmaceutical products

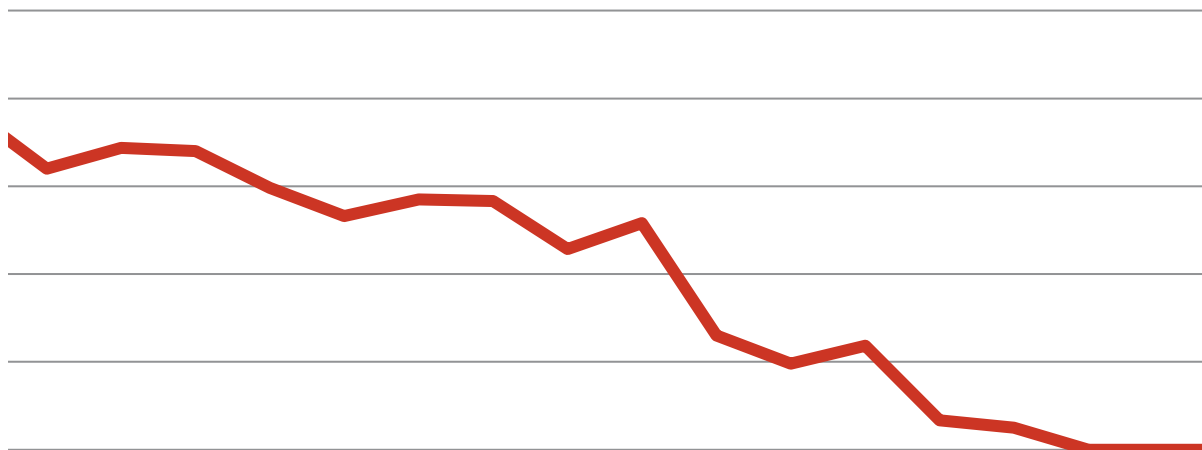
Pharmaceutical products were lightly reported.

Table 3: Pharmaceutical prices

	Average (May Data)	Range	Responses	Monthly Change	Annual Change
Foetal Blood	\$268.33	\$65.00	3	-1.8%	-51.9%
Gall Concentrated	\$28.23	\$0.05	2		8.6%

Price quoted is average price reported in \$/kg FOB Australian port and foetal blood \$/litre EXW

The average foetal calf blood price is \$289/litre softer year-on-year to average \$268/litre which was down \$5.00/litre month-on-month.



Concentrated gall realised \$28.23/kg to be \$2.23 firmer year -on-year3

Figure 11: Trends for concentrated gall prices



Rendered products

Rendered products were softer across the board.

Table 4: Rendered product prices

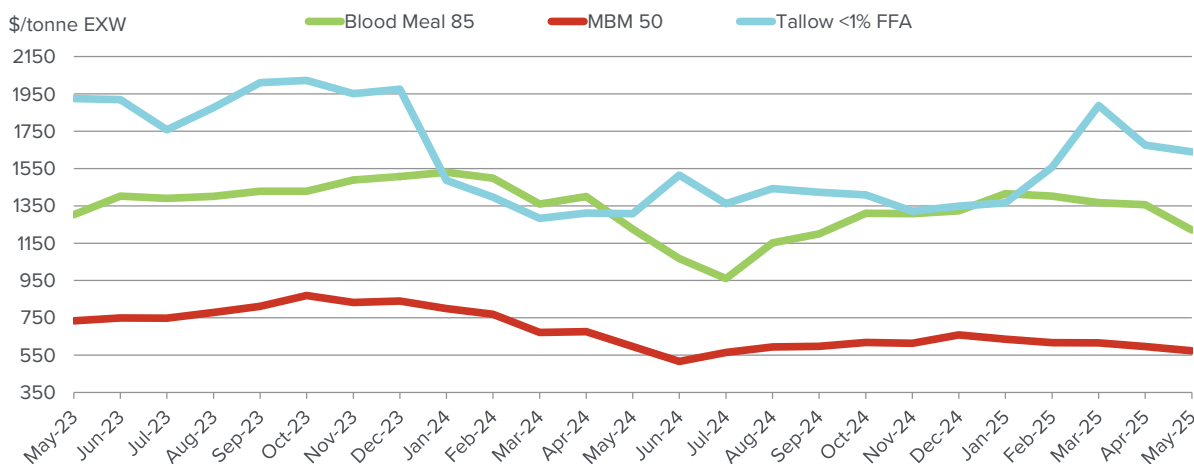
	Average (May Data)	Range	Responses	Monthly Change	Annual Change
Bloodmeal 85	\$1,221.25	\$225.00	4	-10.0%	-0.3%
MBM 50	\$573.33	\$60.00	6	-3.8%	-3.8%
Tallow Ined.<1FFA	\$1,640.20	\$219.00	5	-2.1%	25.4%

Price quoted is average price reported ex works \$/tonne.

The price for 50% protein MBM eased \$23/tonne from last month, averaging \$573/tonne which was also \$23/tonne below May 2024 levels. Blood meal averaged \$1221/tonne to be down \$135/tonne month-on-month and \$4/tonne down from a year ago.

Tallow prices traded down with the price for 1% FFA tallow averaging \$1640/tonne, up \$332/tonne year-on-year but \$36/tonne below last month's price.

Figure 12: Trends in rendered co-product prices



Hides

The hide market suffered a significant drop in value across all grades and weights. The uncertainty over what will happen with abundant USA hides and the China tariff on their product eventuated to produce a very depressed market.

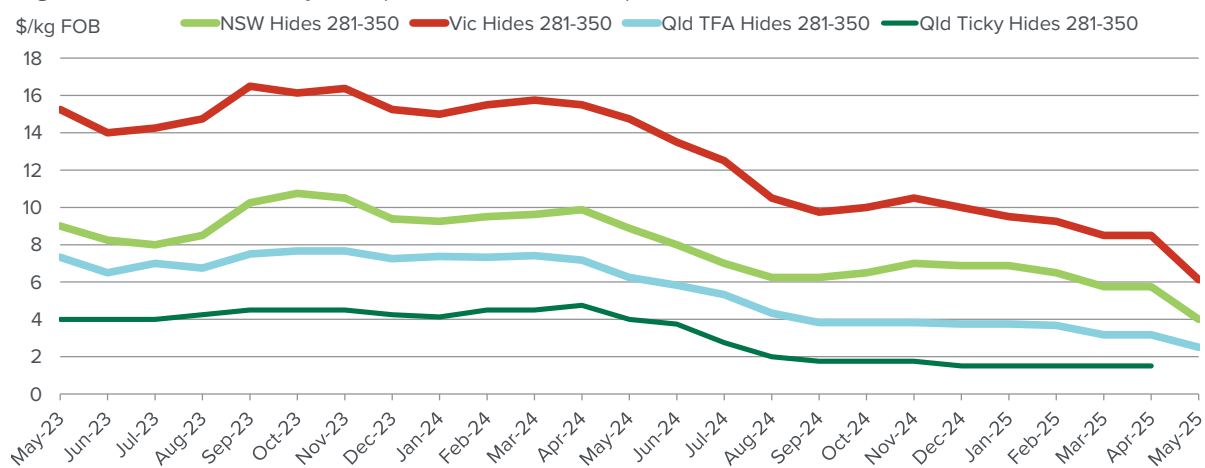
Table 5: Hide prices

	Average (May Data)	Range	Responses	Monthly Change	Annual Change
Hides NSW 141- 180	\$0.25	\$0.50	2	-71.4%	-88.9%
Hides NSW 181 - 220	\$1.13	\$0.25	2	-35.7%	-65.4%
Hides NSW 221 - 280	\$2.25	\$1.50	2	-25.0%	-61.7%
Hides NSW 281 - 350	\$4.00	\$2.00	2	-30.4%	-54.9%
Hides NSW 351 Up	\$6.50	\$3.00	2	-23.5%	-44.1%
Hides QLD TFA 281 - 350	\$2.50	\$1.00	2	-23.1%	-60.0%
Hides QLD TFA 351 Up	\$4.25	\$1.50	2	-22.7%	-50.5%
Hides VIC 141-180	\$1.00	\$0.00	2	-33.3%	-60.0%
Hides VIC 181-220	\$2.00	\$1.00	2	-33.3%	-57.9%
Hides VIC 221 - 280	\$3.50	\$0.00	2	-30.0%	-60.6%
Hides VIC 281-350	\$6.13	\$0.75	2	-27.9%	-58.5%
Hides VIC 351 Up	\$11.75	\$4.50	2	-27.7%	-46.6%

Price quoted is average price reported for ex works \$/each.

Local prices for hides fell substantially from last month with no positive indications going forward.

Figure 13: Trends in hide prices (East Coast Ex Works)



Currency exchange

The Australian dollar opened the month at 63.94US¢ and traded above 64US¢ for the remainder of the month to close at 64.36US¢ to average 62.41US¢ across the month, up 1.63US¢ month-on-month, and down 1.77US¢ from May 2024.

Figure 14: AUD /USD Foreign Exchange



Source: Reserve Bank Australia

Export statistics



To access the latest co-products statistics please click here:



For more information:

Please call Tim Jackson on 02 9463 9372 or tjackson@mla.com.au

This report is produced from a monthly MLA survey of approximately 25 processors across Australia, collating average prices and analysing trends on a range of co-products items



MEAT & LIVESTOCK AUSTRALIA

Market Information
 Meat & Livestock Australia
 Ph: 02 9463 9372
 Fax: 02 9463 9220
 Email: marketinfo@mla.com.au
www.mla.com.au/prices-markets

Published by Meat & Livestock Australia Limited
 ABN 39 081 678 364
 June 2025

©Meat & Livestock Australia Limited 2017

MLA makes no representations as to the accuracy of any information or advice contained in this publication and excludes all liability, whether in contract, tort (including negligence or breach of statutory duty) or otherwise as a result of reliance by any person on such information or advice.

- This report is based on voluntarily collected information from specific domestic producers. It does not include data from all producers.
- The average values presented are simple averages, not weighted averages.
- The information is based on past data and does not guarantee current or future trends.

MLA makes no representations as to the accuracy of any information or advice contained in this publication and excludes all liability, whether in contract, tort (including negligence or breach of statutory duty) or otherwise as a result of reliance by any person on such information or advice.