



# Co-product market report

October 2025

[mla.com.au](https://mla.com.au)



# Beef Co-products

Beef offal prices mostly lifted in September, with a few categories seeing slight reductions month on month. Reporting was stable on last month. Despite a few non-halal price points returning, halal prices remained the primary reported price from survey respondents.

**Table 1: Beef co-product prices**

	Average (Sept Data)	Range	Responses	Monthly Change	Annual Change
Beef Lips - Halal	\$4.63	\$2.40	7	-0.5%	16.5%
Cheekmeat	\$8.70	\$0.60	2		12.3%
Cheekmeat - Halal	\$12.11	\$9.24	5	25.4%	62.2%
Diap. Membrane	\$4.91	\$3.70	4	25.4%	15.3%
Hc Tripe - Halal	\$8.03	\$2.00	4	-4.8%	21.1%
Headmeat - Halal	\$5.79	\$1.90	4	-0.5%	37.0%
Heart - Halal	\$3.47	\$2.60	7	-0.5%	40.6%
Heart Aorta	\$8.03	\$1.05	2		1.1%
Heart Aorta - Halal	\$10.07	\$6.50	4	9.0%	9.6%
Kidneys- Halal	\$1.79	\$1.20	3	48.9%	17.2%
Ligamentum	\$2.98	\$1.10	4	0.3%	10.6%
Liver	\$1.65	\$0.10	2	-3.8%	37.5%
Liver - Halal	\$2.13	\$1.05	6	2.5%	49.1%
Lungs	\$1.75	\$0.10	2	0.0%	7.7%
Lungs - Halal	\$3.47	\$4.25	5	4.1%	103.8%
Omasum	\$5.43	\$1.15	2	0.0%	-10.9%
Omasum - Halal	\$7.75	\$0.70	3	9.2%	17.4%
Rum.Pill - Halal < 500	\$7.00	\$4.50	3	16.7%	-13.8%
Rum.Pill - Halal > 500 < 700	\$9.67	\$9.00	3	2.8%	-20.9%
Rum.Pill - Halal > 700	\$11.00	\$7.00	3	8.9%	-28.2%
Tail - Halal	\$16.85	\$5.00	6	2.7%	18.9%
Tendons - Halal	\$5.83	\$8.70	4	-0.1%	-16.5%
Thickskirt	\$7.25	\$1.50	2		-7.0%
Thickskirt - Halal	\$9.70	\$1.50	4	19.2%	24.1%
Thinskirt	\$6.50	\$3.00	2		-13.3%
Thinskirt - Halal	\$10.75	\$6.50	4	22.3%	41.4%
Tongue Root Fillet	\$5.93	\$1.30	3	17.1%	-5.8%
Tongue Root Meat - Halal	\$3.58	\$3.95	5	-9.3%	17.3%
Tongue SW	\$14.75	\$2.50	2		-5.2%
Tongue SW - Halal	\$17.69	\$2.20	3	12.7%	14.9%
Tripe Pieces	\$2.62	\$0.37	2	-7.1%	24.5%
Tripe Pieces - Halal	\$3.18	\$0.60	4	-5.2%	31.2%

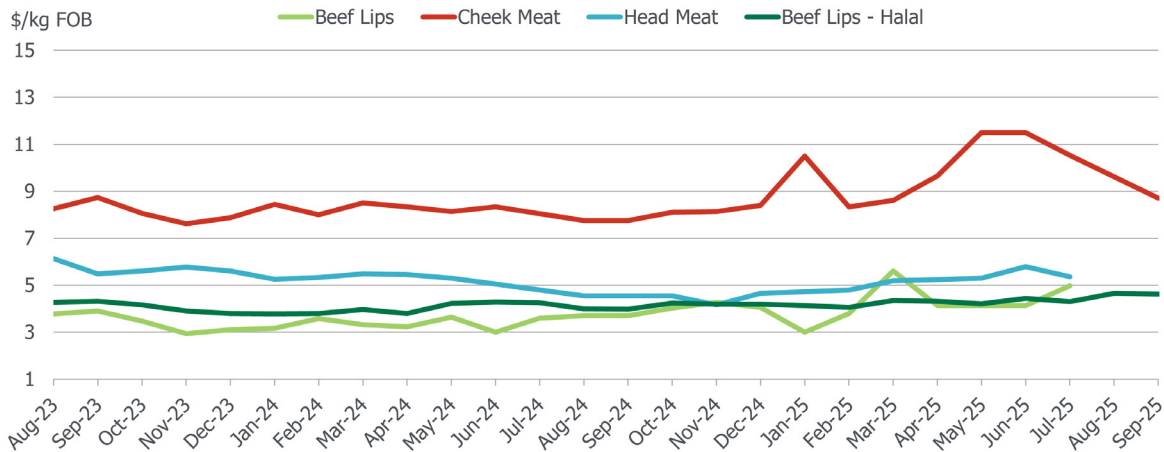
Price quoted is average price reported in \$/kg FOB Australian port.

## Head offal

Halal head meat eased after last month's lift, dipping 3¢ to \$5.79/kg. Despite this dip, prices remain \$1.56/kg above September 2024. Halal lips remained stable, easing just 2¢ for \$4.63/kg, which is still over 60¢ above last year.

Halal cheekmeat lifted on last month, up \$2.45 for \$12.11/kg, which is \$4.65 above last year. The return of price reporting on non-halal cheekmeat saw prices at \$8.70/kg, which is just 95¢ above September 2024 prices.

**Figure 1: Trends in beef head offal prices**



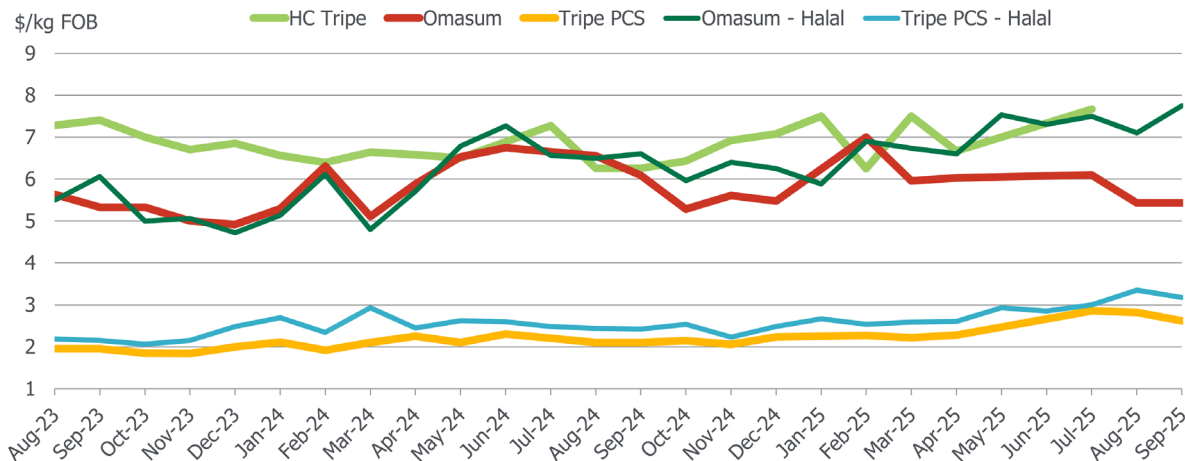
## Beef offal trends

Omasum was reported unchanged at \$5.43/kg while Halal omasum averaged \$7.75/kg, which was a respective 65¢ lift on last month.

Halal tripe pieces averaged \$3.18/kg which eased for the first time in a while, down 20¢ on last month but still up 52¢ year on year.

Halal honeycomb traded at \$8.03/kg, down 41¢ on last month, though still \$1.40 above last year.

**Figure 2: Trends in beef tripe prices**

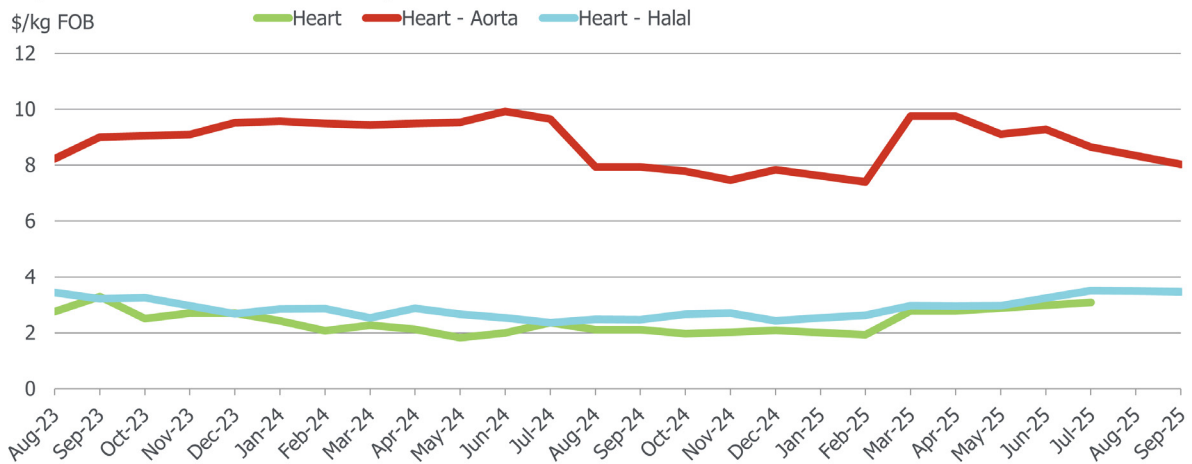


### Beef offal trends continued...

Aorta was reported this month at \$8.03/kg while halal Aorta saw a premium at \$10.07/kg, which lifted 83¢ on the past month.

Alternately, Halal heart pieces remained relatively flat on last month, easing 2¢ to \$3.47/kg, which is \$1 above the September 2025 prices.

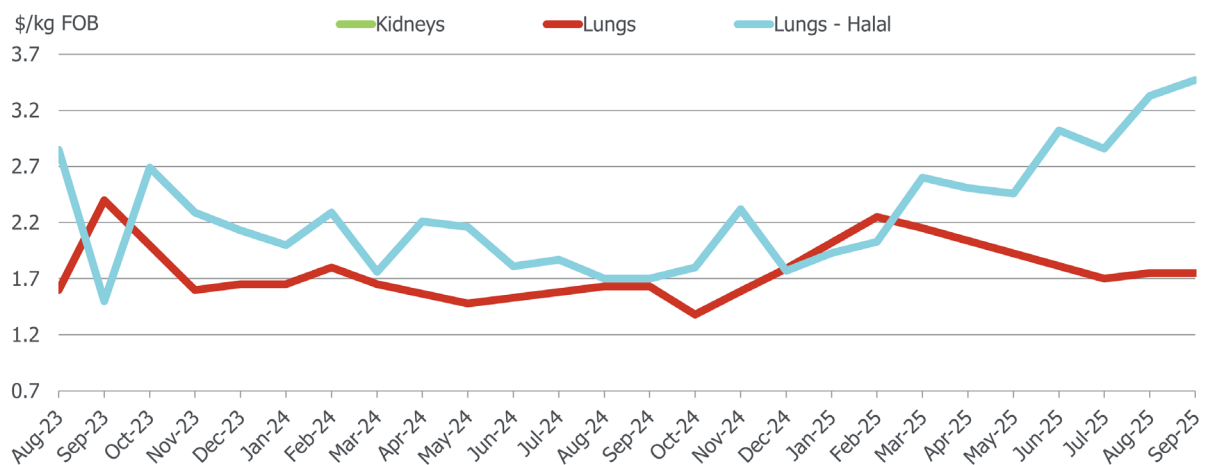
**Figure 3: Trends in beef offal prices**



Kidney prices were again reported only as halal which were \$1.79/kg, 59¢ above last month and 26¢ above last year.

Halal lungs were reported at \$3.47/kg which is a consecutive lift of 14¢ lift on last month and \$1.77 above last year. Non-halal prices were also reported, at \$1.75/kg which is a 13¢ lift on last year.

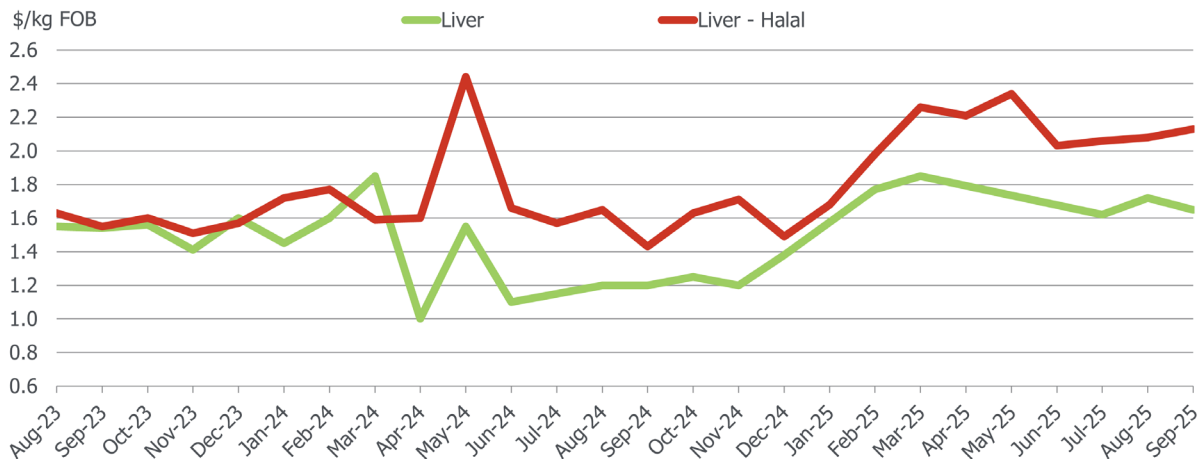
**Figure 4: Trends in beef offal prices**



### Beef offal trends continued...

Both halal and non halal liver prices were reported. Average liver prices were reported at \$1.65/kg, which fell 7¢ on last month and though is still 45¢ above last year, while halal livers were reported at \$2.13/kg, a monthly lift of 5¢ and 45¢ compared to last year.

**Figure 5: Trends in beef offal prices**

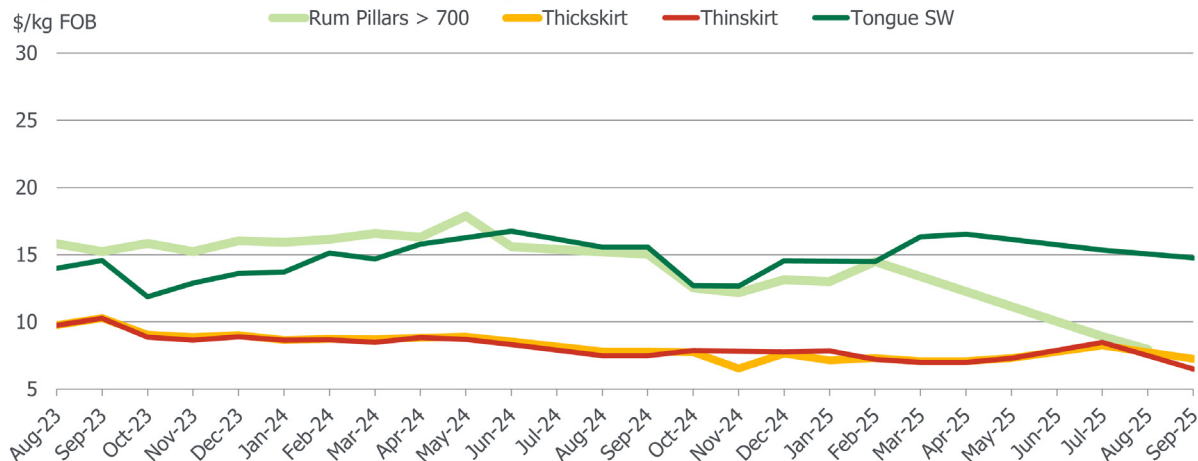


### International Offals

Both halal and non-halal skirt prices were reported this month. Thickskirt prices were reported at \$7.25/kg, down 54¢ on last year, while Thickskirt - halal prices landed at \$9.70/kg, a consecutive monthly drop of \$1.57. Thin skirt prices were \$6.50/kg which was 99¢ below last year, while halal prices were \$10.75/kg, down another \$1.96 on last month.

Non halal heavy weight rumen pillars were not reported though halal prices lifted 90¢ to \$11/kg.

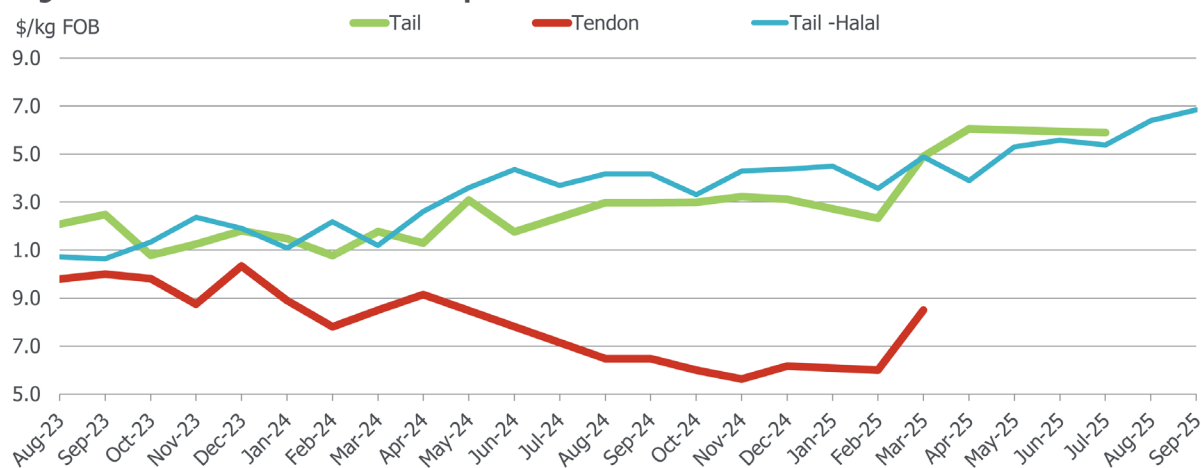
**Figure 6: Trends in International offal prices**



## Tails and Tendons

Halal tails averaged \$16.50/kg up \$1.12 from last month and \$2.33 up year on year. Halal tendons prices were reported at \$6/kg, which is 8¢ below last month, and \$1 below last year.

**Figure 7: Trends in tail and tendon prices**



## Sheep Co-products

The market was positive for sheep co-product once again, with all apart from one price point above last month, and last year.

**Table 2: Sheep co-product prices**

	Average (Sept Data)	Range	Responses	Monthly Change	Annual Change
Heart Sheep - Halal	\$4.68	\$3.90	4	12.7%	94.8%
Kidneys Sheep - Halal	\$3.42	\$2.64	4	4.3%	13.8%
Liver Sheep - Halal	\$2.98	\$2.70	4	-3.4%	-6.0%
Runners Lamb	\$4.63	\$2.90	3	11.2%	32.4%
Runners Sheep	\$3.27	\$2.00	3	8.9%	46.8%
Tongue LC Sheep - Halal	\$7.15	\$0.70	2	7.5%	32.4%
Tripe Sheep - Halal	\$2.43	\$1.10	3	2.8%	12.3%

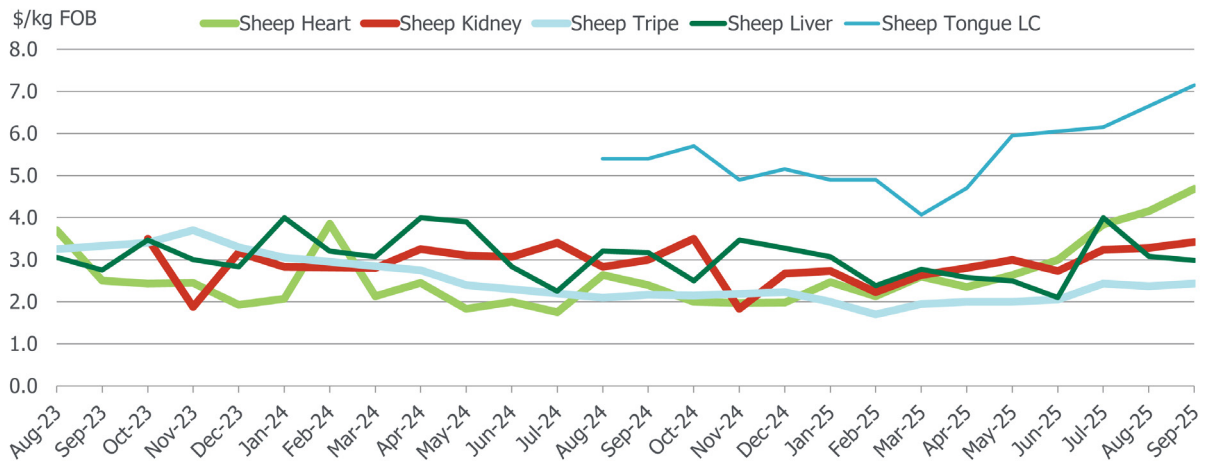
Price quoted is average price reported in \$/kg FOB Australian port and runners as \$/piece.

## Sheep offal

Sheep hearts lifted 52¢ this month to \$4.68/kg, up \$2.28 from the year prior. Sheep kidneys made \$3.42/kg up 14¢ on last month and 42¢ on last year, while sheep tripe saw a 7¢ lift to \$2.43, up 27¢ on last month.

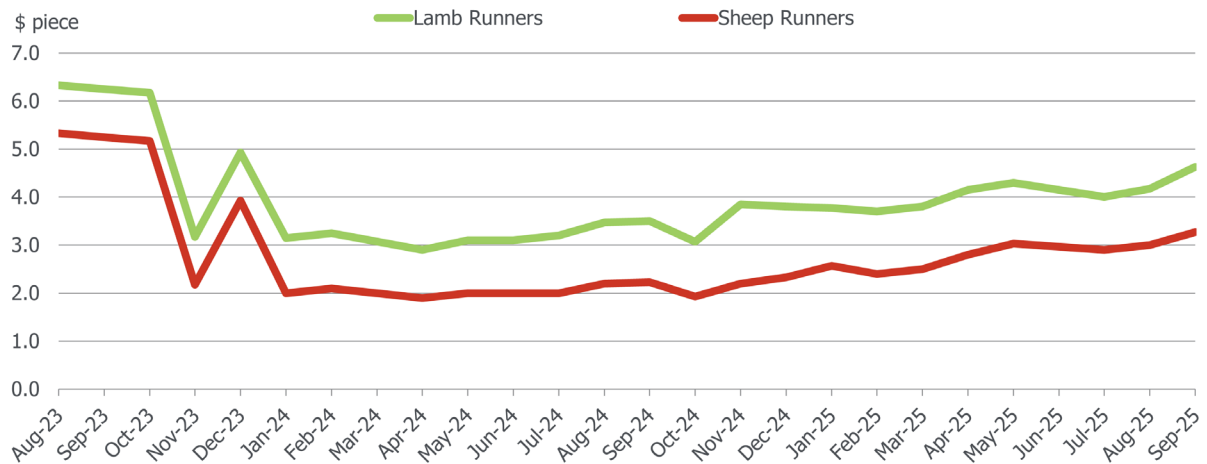
Sheep livers were the only sheep offal to see a decline on last month, easing 11¢ to \$2.98, which is 19¢ below last year.

**Figure 8: Trends in sheep offal prices**



Lamb runners averaged \$4.63 a piece, up 47¢ on last month, and \$1.13 on last year. Sheep runners averaged \$3.27 a piece which is 27¢ above last month, and \$1.04 above last year.

**Figure 9: Trends in runner prices**



# Pharmaceutical products

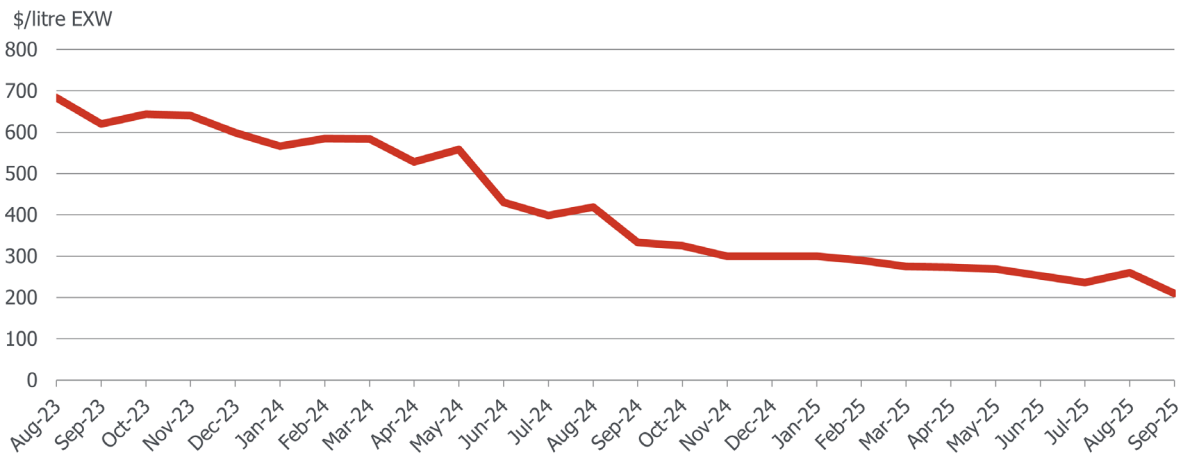
**Table 3: Pharmaceutical prices**

	Average (Sept Data)	Range	Responses	Monthly Change	Annual Change
Foetal Blood	\$210.00	\$80.00	2	-19.2%	-37.0%

Price quoted is average price reported in \$/kg FOB Australian port and foetal blood \$/litre EXW

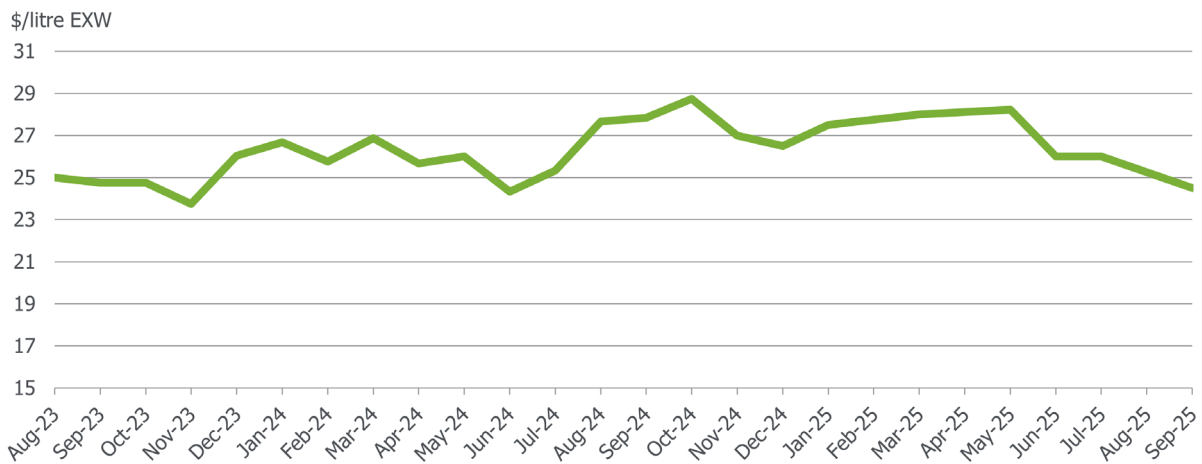
Foetal blood prices did not maintain the growth seen last week. For September, average foetal blood prices eased \$50 on the August price to \$210. However, this remains \$123 below prices in September of 2024.

**Figure 10: Trends for foetal blood prices**



Concentrated Gall prices were reported this week at an average of \$24.5. This is \$3.33 below the September 2024 price.

**Figure 11: Trends for concentrated gall prices**



# Rendered products

**Table 4: Rendered product prices**

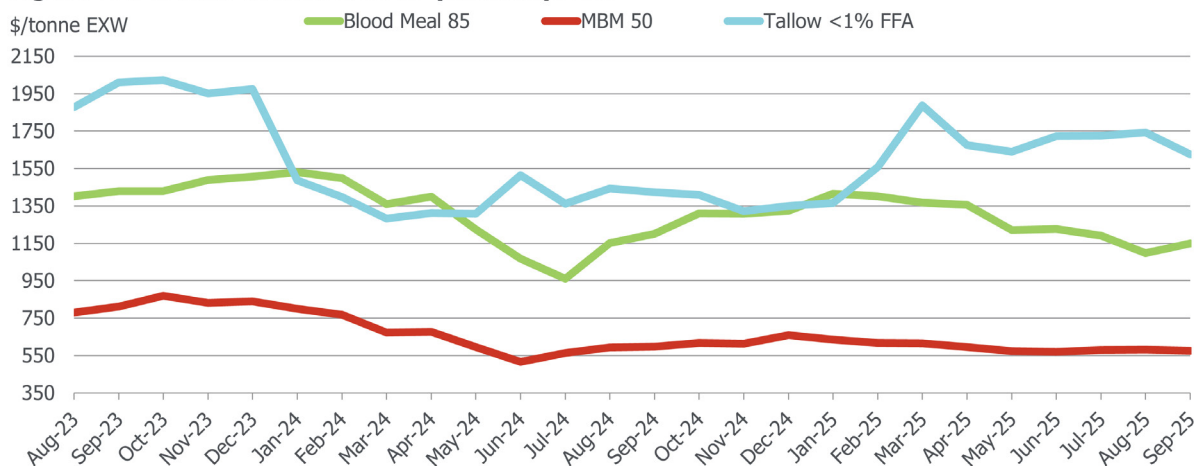
	Average (Sept Data)	Range	Responses	Monthly Change	Annual Change
Bloodmeal 85	\$1,149.00	\$400.00	5	4.7%	-4.3%
Gall Concentrated	\$24.50	\$3.00	2		-12.0%
MBM 50	\$576.00	\$60.00	5	-0.9%	-3.5%
Tallow Ined.<1FFA	\$1,625.00	\$50.00	2		14.2%
Tallow Ined.<2FFA	\$1,682.50	\$380.00	4	-3.5%	18.8%

Price quoted is average price reported ex works \$/tonne.

The 50% protein MBM price eased after last week’s lift. The September price landed on \$576/tonne, which is \$5 below last month, and \$21.14 below last year.

Tallow prices came back this month, 1% FFA tallow was reported at \$1,625, a reduction on the price point in July. Average 2% FFA tallow prices landed above 1% FFA due to more responses and a broader range of prices in 2% FFA. 2% was back \$61 though still around \$200 up on year ago prices.

**Figure 12: Trends in rendered co-product prices**



# Hides

Hide prices remained stable due to consistent demand from markets such as China.

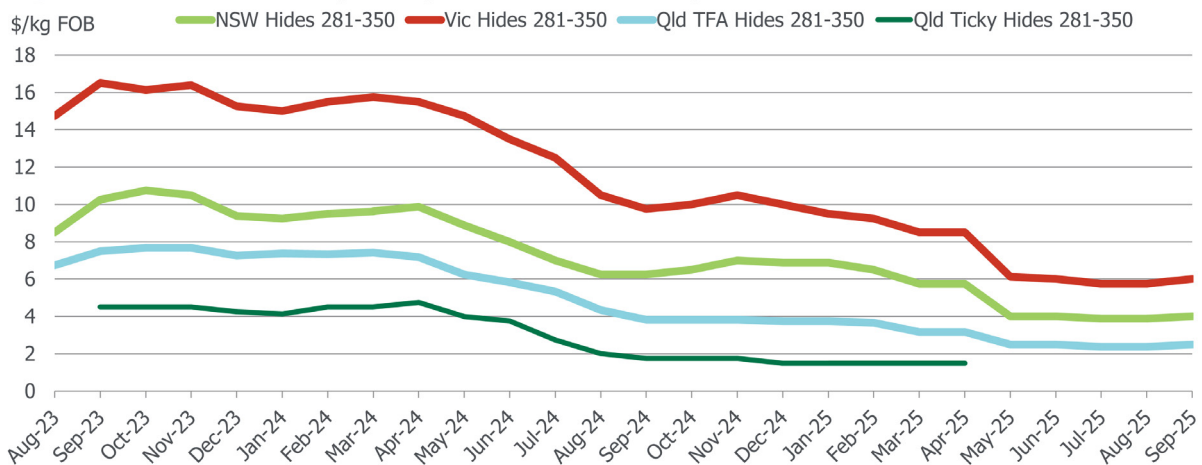
**Table 5: Hide prices**

	Average (Sept Data)	Range	Responses	Monthly Change	Annual Change
Hides NSW 181 - 220	0.875	0.75	2	0.0%	-50.0%
Hides NSW 221 - 280	2.375	1.25	2	5.6%	-36.7%
Hides NSW 281 - 350	4	2	2	3.2%	-36.0%
Hides NSW 351 Up	6.625	2.75	2	3.9%	-22.1%
Hides QLD TFA 281 - 350	2.5	1	2	5.3%	-34.8%
Hides QLD TFA 351 Up	4.25	1.5	2	3.0%	-29.2%
Hides VIC 141-180	1	0	2	0.0%	-42.9%
Hides VIC 181-220	2	1	2	0.0%	-38.5%
Hides VIC 221 - 280	3.5	0	2	3.7%	-42.9%
Hides VIC 281-350	6	1	2	4.3%	-38.5%
Hides VIC 351 Up	11.625	4.75	2	2.2%	-33.6%

Price quoted is average price reported for ex works \$/each.

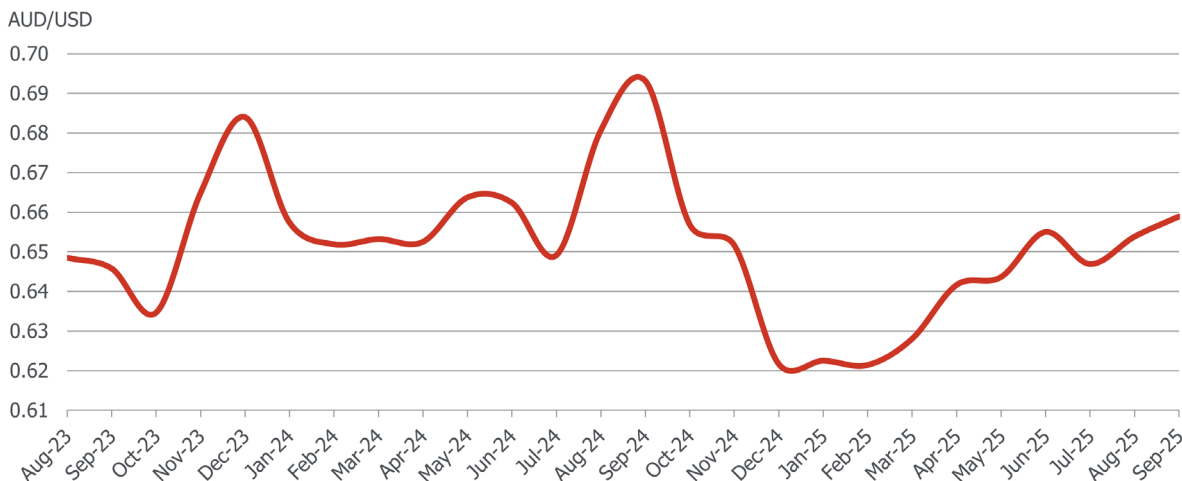
Prices for hides lifted between 10-25¢ on the month prior, though were all down on year ago prices.

**Figure 13: Trends in hide prices (East Coast Ex Works)**



# Currency exchange

**Figure 14: AUD /USD Foriegn Exchange**



Source: Reserve Bank Australia

# Export statistics



To access the latest co-products statistics please click here:



## For more information:

Please call Erin Lukey on 02 9463 9372 or [insights@mla.com.au](mailto:insights@mla.com.au)

This report is produced from a monthly MLA survey of approximately 25 processors across Australia, collating average prices and analysing trends on a range of co-products items



MEAT & LIVESTOCK AUSTRALIA

Market Information  
 Meat & Livestock Australia  
 Ph: 02 9463 9372  
 Fax: 02 9463 9220  
 Email: [insights@mla.com.au](mailto:insights@mla.com.au)  
[www.mla.com.au/prices-markets](http://www.mla.com.au/prices-markets)

Published by Meat & Livestock Australia Limited  
 ABN 39 081 678 364  
 October 2025

©Meat & Livestock Australia Limited 2017

MLA makes no representations as to the accuracy of any information or advice contained in this publication and excludes all liability, whether in contract, tort (including negligence or breach of statutory duty) or otherwise as a result of reliance by any person on such information or advice.

- This report is based on voluntarily collected information from specific domestic producers. It does not include data from all producers.
- The average values presented are simple averages, not weighted averages.
- The information is based on past data and does not guarantee current or future trends.

MLA makes no representations as to the accuracy of any information or advice contained in this publication and excludes all liability, whether in contract, tort (including negligence or breach of statutory duty) or otherwise as a result of reliance by any person on such information or advice.