

# Fast Facts

# 2019



## Australia's beef industry

The off-farm meat value (domestic expenditure plus export value) of the Australian beef industry was approximately **\$19.6 billion in 2018-19 – up 10% on the 2017-18 period (MLA estimate).**

At the time of publication, figures included in this document were the most up to date available but may be subject to revision.

### Herd facts and figures:

- There are 41,800 agricultural businesses involved in the cattle industry (ABS Agricultural Commodities 2017-2018).
- There were 26.4 million head<sup>1</sup> of cattle in Australia as of 2017-18 (ABS Agricultural Commodities 2017-18).
- There were 12.2 million head of beef cows and heifers aged one year and over as of 2017-18 (ABS Agricultural Commodities 2017-18).

### People in the industry:

- Around 172,000 people are employed in the red meat industry, including on-farm production, processing and retail (State of the Industry 2019).

### How much is produced?

- In 2018-19, Australia produced approximately 2.35 million tonnes carcass weight (cwt) of beef and veal (ABS).
- In 2018-19, 3.14 million grainfed cattle were marketed (feedlot turn-off) – 38% of all adult cattle slaughtered.

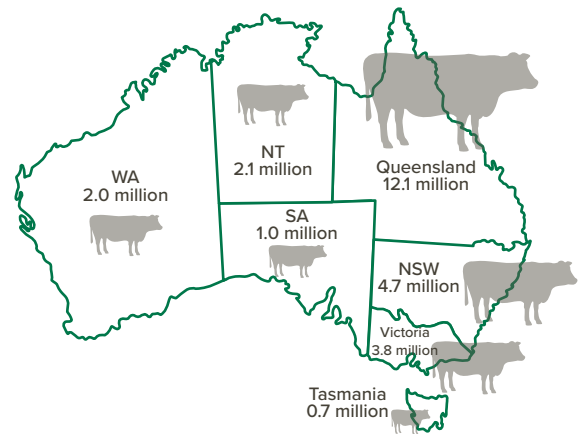
### What is the value of production?

- The gross value of Australian cattle and calf production (including live cattle exports) in 2018-19 is estimated at A\$10.9 billion (ABARES Agricultural Commodities June 2019).
- Cattle contributed 18% of the total farm value of A\$61.4 billion in 2018-19 (ABARES Agricultural Commodities June 2019).

### Domestic value and consumption:

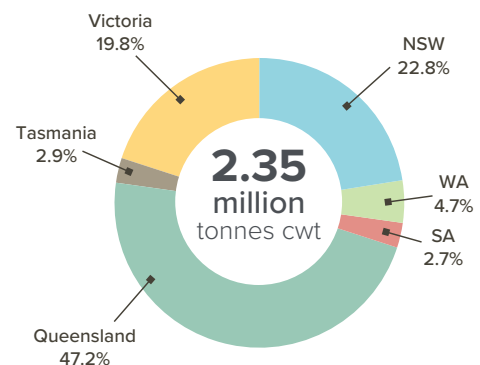
- Domestic expenditure on beef was approximately A\$8.76 billion in 2018-19 (ABS, MLA estimate).
- Australians ate around 25kg of beef per person in 2018-19 (MLA estimate<sup>2</sup>).
- Beef had the highest share of retail sales of any fresh meat in 2018-19, with 35% share of fresh meat sales by value (Nielsen HomeScan).

National cattle numbers  
as at June 2018: 26.4 million head



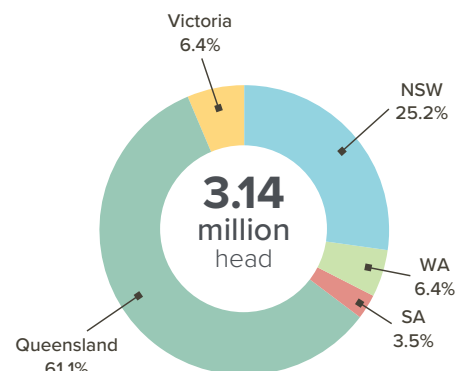
Source: ABS

### Australian beef and veal production



Source: ABS, 2018-19

### Australian lotfed cattle turn-off



Source: ALFA/MLA, 2018-19

<sup>1</sup> Please note, in 2015-16 the ABS survey structure changed which removed small farm businesses (estimated value of agricultural operations <\$40,000) from livestock populations. This change has meant some livestock previously included in the survey are now excluded.

<sup>2</sup> Domestic meat consumption is measured by removing the portion of exports (DA data) from total production (ABS data) and assuming the difference is consumed (or at least disappears) domestically. Imports are also added to domestic consumption when present. Per capita consumption is calculated by dividing domestic consumption by ABS population data. Please note that domestic per capita consumption is entirely a supply statistic and does not take account of waste or non-food uses of livestock meat products.

# Fast Facts

# 2019

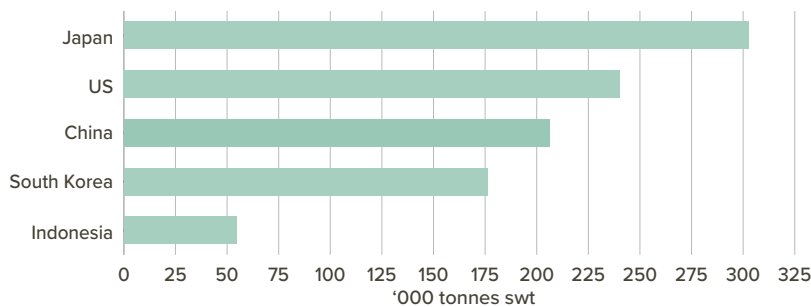


## Australia's beef industry

### Export value and volume:

- In 2018-19, Australia exported 72% of its total beef and veal production to over 70 countries (DA, ABS).
- The value of total beef and veal exports in 2018-19 was A\$9.5 billion (IHS Markit).
- Australian live cattle exports were valued at A\$1.6 billion in 2018-19 (ABS), with 1.2 million head exported (DA).

### Australia's top five beef and veal export markets

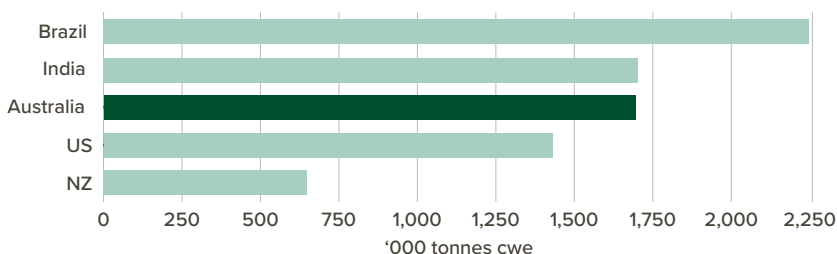


Source: DA, 2018-19

### Australia's place in the world:

- Australia has approximately 2% of the world's cattle and buffalo inventory, with India, Brazil and China taking the top three places (ABS, FAO).
- Australia produces 3% of the world's beef supply and is the third largest beef exporter in the world (DA, IHS Markit, FAO).

### Top five beef and veal exporting countries



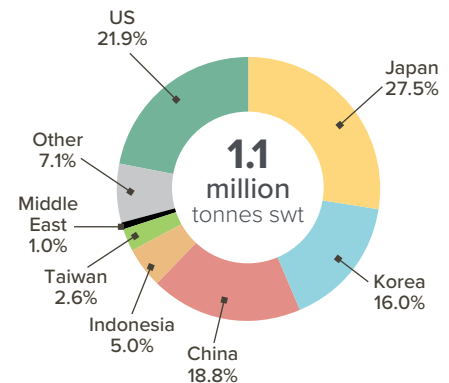
Source: DA, IHS Markit, Global Trade Atlas. 2018-19

MLA makes no representation as to the accuracy of any information or advice contained in this document and excludes all liability, whether in contract, tort (including negligence or breach of statutory duty) or otherwise as a result of reliance by any person on such information or advice. Reproduction in whole or part of this publication is prohibited without prior consent and acknowledgement of Meat & Livestock Australia.

All use of MLA publications, reports and information is subject to MLA's Market Report and Information Terms of Use. Please read our terms of use carefully and ensure you are familiar with its content.

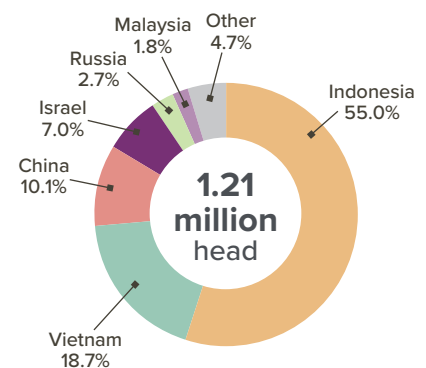
[CLICK HERE FOR TERMS OF USE](#)

### Australian beef and veal exports



Source: DA, 2018-19

### Australian live cattle exports\*



\* includes dairy cattle  
Source: DA, 2018-19