

Fast Facts

2018



Australia's beef industry

At the time of publication, figures included in this document were the most up to date available but may be subject to revision.

Herd facts and figures:

- The Australian cattle herd was 26.2 million head¹ at 30 June 2017 (ABS Agricultural Commodities 2016–17).
- There were 12.2 million beef cows and heifers aged one year and over as at June 2017 (ABS Agricultural Commodities 2016–17).
- There were 47,776 agricultural businesses with cattle as at June 2017 (ABS Agricultural Commodities 2016–17).

People in the industry:

- In 2016–17, the Australian red meat and livestock industry directly employed just over 191,800 people (Ernst & Young, IBISWorld).

How much is produced?

- In 2017–18, Australia produced 2.24 million tonnes carcass weight (cwt) of beef and veal (ABS).
- In 2017–18, 2.8 million grainfed cattle were marketed (feedlot turn-off) – representing 38% of all adult cattle slaughtered.

What is the value of production?

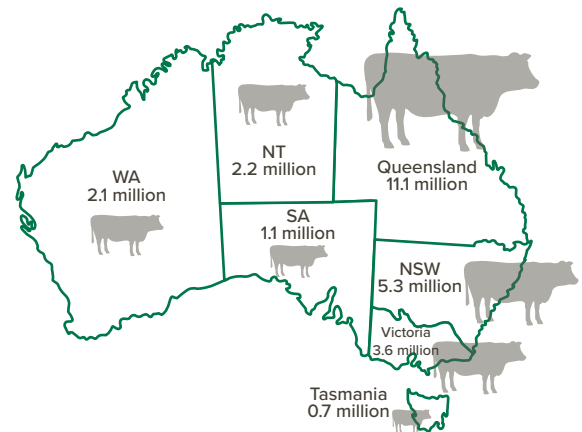
- The gross value of Australian cattle and calf production (including live cattle exports) in 2017–18 was \$11.4 billion (ABARES Agricultural Commodities June 2018).
- Cattle contributed 19% of the total farm value of \$60.5 billion in 2017–18 (ABARES Agricultural Commodities June 2018).

Domestic value and consumption:

- Domestic expenditure on beef was estimated at around \$8.6 billion in 2017–18 (ABS, MLA estimate).
- Australians ate around 26kg of beef per person in 2017–18 (ABS, DAWR, MLA estimate²).
- Beef had the highest share of retail sales of any fresh meat in 2017–18, with 35% share of fresh meat sales (by value) (Nielsen HomeScan).

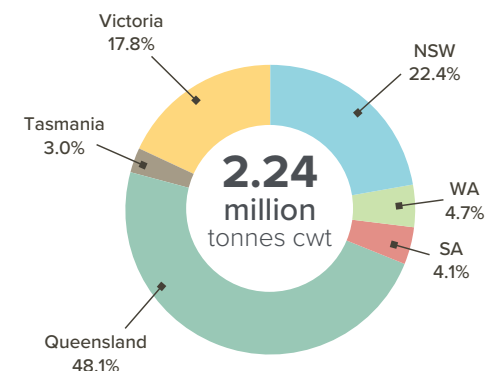
National cattle numbers

as at June 2017: 26.2 million head



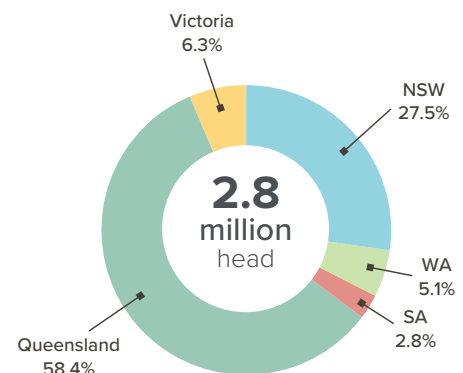
Source: ABS

Australian beef and veal production



Source: ABS, 2017–18

Australian lotfed cattle turn-off



Source: ALFA/MLA, 2017–18

¹ Please note, in 2015–16 the ABS survey structure changed which removed small farm businesses (estimated value of agricultural operations <\$40,000) from livestock populations. This change has meant some livestock previously included in the survey are now excluded.

² Domestic meat consumption is measured by removing the portion of exports (DAWR data) from total production (ABS data) and assuming the difference is consumed (or at least disappears) domestically. Imports are also added to domestic consumption when present. Per capita consumption is calculated by dividing domestic consumption by ABS population data. Please note that domestic per capita consumption is entirely a supply statistic and does not take account of waste or non-food uses of livestock meat products.

Fast Facts

2018

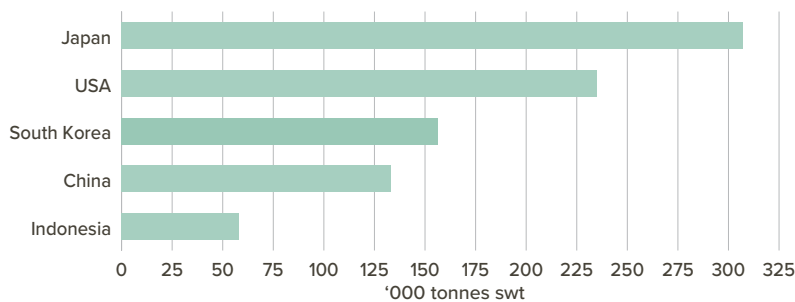


Australia's beef industry

Export value and volume:

- In 2017–18, Australia exported 1.1 million tonnes of beef and veal to over 78 countries, 71% of total production (ABS, DAWR)
- The value of total beef and veal exports in 2017–18 was A\$8 billion (IHS Markit, Global Trade Atlas).
- Australian live cattle exports were valued at A\$1.27 billion in 2017–18 with 957,537 head exported (ABS, DAWR).

Australia's top five beef and veal export markets

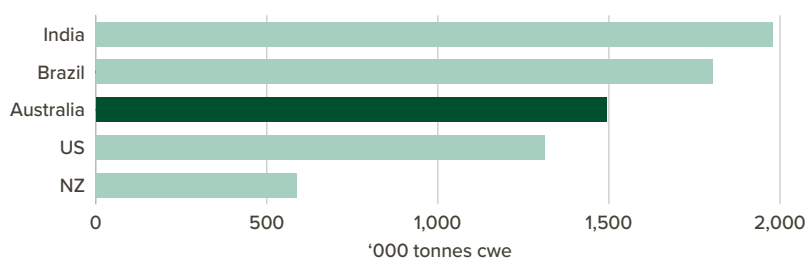


Source: DAWR, 2017–18

Australia's place in the world:

- Australia accounted for around 2% of the global cattle herd, and 3% of global beef production in 2016 (ABS, FAO).
- Australia was the world's third largest beef and veal exporter in 2017, after India and Brazil (DAWR, IHS Markit, Global Trade Atlas).

Top five beef and veal exporting countries




Source: DAWR, IHS Markit, Global Trade Atlas

MLA makes no representation as to the accuracy of any information or advice contained in this document and excludes all liability, whether in contract, tort (including negligence or breach of statutory duty) or otherwise as a result of reliance by any person on such information or advice. Reproduction in whole or part of this publication is prohibited without prior consent and acknowledgement of Meat & Livestock Australia.

All use of MLA publications, reports and information is subject to MLA's Market Report and Information Terms of Use. Please read our terms of use carefully and ensure you are familiar with its content.

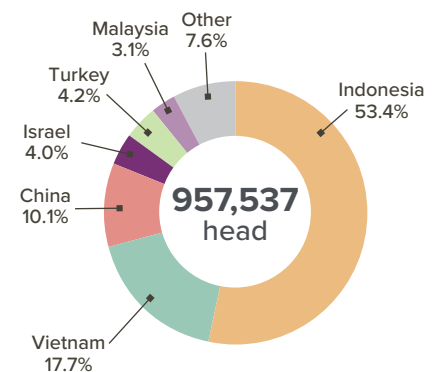
[CLICK HERE FOR TERMS OF USE](#)

Australian beef and veal exports



Source: DAWR, 2017–18

Australian live cattle exports*



* includes dairy cattle
Source: DAWR, 2017–18