

# Fast Facts

# 2025

## Australia's beef industry

The industry turnover of the beef cattle farming sector in 2023–24 was **\$21.6 billion** and accounted for **28%** of the total industry turnover in that year (*MLA State of the Industry Report – 2025*).

At the time of publication, figures included in this document were the most up-to-date available but may be subject to revision.

### Herd facts and figures:

- There are 53,964 agricultural businesses involved in the cattle industry (*MLA State of the Industry Report – 2025*).
- There are 30.4 million head of cattle including 2.1 million head of dairy cattle as of June 2024 (Australian Bureau of Statistics (ABS), 2024).

### People in the industry:

- The Australian red meat and livestock industry employed approximately 462,272 people.
- Around 197,512 people are directly employed in the red meat and livestock industry, including on-farm production, processing and retail.

### How much is produced?

- In 2024, Australia produced approximately 2.6 million tonnes carcass weight (cwt) of beef and veal (ABS).
- In 2024, 3.1 million grainfed cattle were marketed (feedlot turnover) – 38% of all adult cattle slaughtered (*ALFA/MLA Quarterly Lot Feeding brief*).

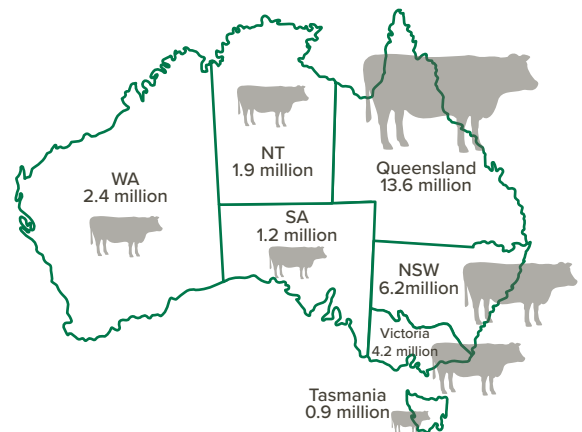
### What is the value of production?

- The gross value of Australian cattle and calf production (including live cattle exports) in 2024–25 is forecast at A\$18.2 billion (ABARES Agricultural Commodities Outlook, June 2025).
- Beef cattle farms are estimated to have an industry value add of \$3.1 billion with feedlots contributing \$0.68 billion (*MLA State of the Industry Report – 2025*).

### Domestic value and consumption:

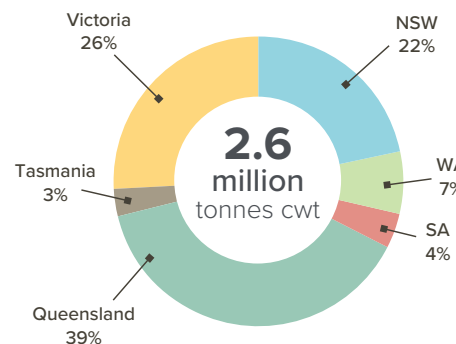
- Domestic expenditure on beef was approximately \$10.4 billion in 2024 (MLA estimate).
- Australian per capita consumption of beef was approximately 22.4kg in 2024, while the global average was 6.0kg (*MLA State of the Industry Report – 2025*).

National cattle numbers as at June 2024: 30.4 million head



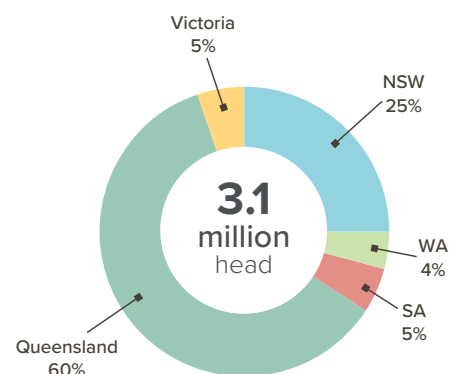
Source: ABS

### Australian beef and veal production



Source: ABS, 2024

### Australian lotfed cattle turn-off



Source: MLA, 2024

# Fast Facts

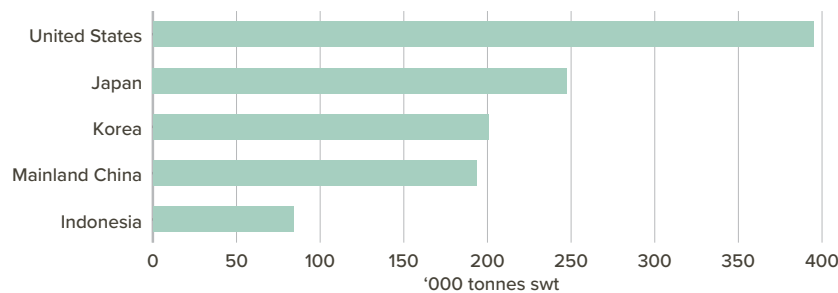
# 2025

## Australia's beef industry

### Export value and volume:

- In 2024, Australian beef and veal exports totalled 1.3 million tonnes swt, up 24% year-on-year (DAFF).
- The value of Australian beef exports was \$19.6 billion in 2024, which is an increase of 21% year-on-year (Trade Data Monitor (TDM)).
- Live cattle exports totalled 765,838 head in 2024, up 13% from 2023 (DAFF).

### Australia's top five beef and veal export markets in 2024

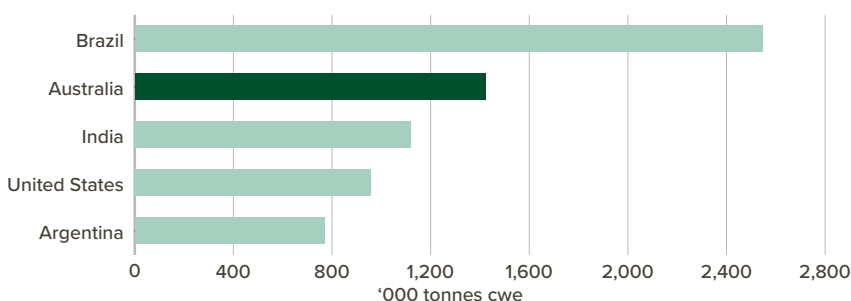


Source: DAFF, 2024

### Australia's place in the world:

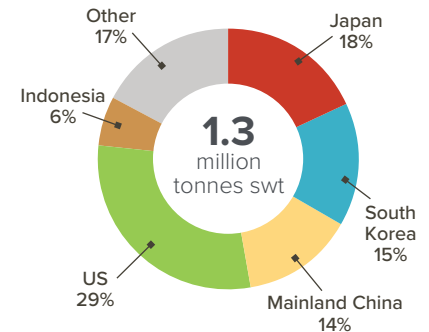
- Australia accounts for approximately 1.9% of the world's cattle herd in 2023 (MLA State of the Industry Report – 2025).
- Australia was the second largest beef and bovine meat exporter in 2024, after Brazil and ahead of India and the US (MLA State of the Industry Report – 2025).

### Top five beef and veal exporting countries in 2024



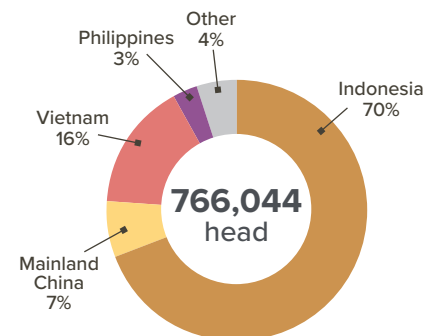
Source: DAFF, Trade Data Monitor

### Australian beef and veal exports



Source: DAFF, 2024

### Australian live cattle exports\*



\* includes dairy cattle  
Source: DAFF, 2024

For further information read MLA's State of the Industry Report – 2025 [Click here to read the report](#)

© Meat & Livestock Australia, 2025. ABN 39 081 678 364. Information contained in this publication is obtained from a variety of third-party sources. While MLA, MDC and ISC ("MLA Group") have attempted to ensure that this information has been obtained from reliable sources, we are not responsible for its accuracy, currency, or completeness. It has been prepared without taking into account your specific circumstances, objectives, or needs. You should make your own enquiries before making decisions concerning your interests. Your use of, or reliance on, any content is entirely at your own risk and the MLA Group accepts no liability for any losses or damages incurred by you as a result of that use or reliance.

Access MLA's Terms of Use: [mmla.com.au/globalassets/mla-corporate/prices--markets/documents/minlrs-information-brochures-etc/mla-market-reports-data-and-information-terms-of-use.pdf](https://mla.com.au/globalassets/mla-corporate/prices--markets/documents/minlrs-information-brochures-etc/mla-market-reports-data-and-information-terms-of-use.pdf)