

### Cattle exports - 12 months ending June

| head        | Feeder                |              | Slaughter             |              | Breeder               |              | Total                 |              |
|-------------|-----------------------|--------------|-----------------------|--------------|-----------------------|--------------|-----------------------|--------------|
|             | 12-months ending June | Y-O-Y % chg. | 12-months ending June | Y-O-Y % chg. | 12-months ending June | Y-O-Y % chg. | 12-months ending June | Y-O-Y % chg. |
| Total       | 801,075               | -4           | 327,190               | 42           | 170,173               | 24           | 1,298,438             | 8            |
| Indonesia   | 614,346               | -5           | 13,794                | 118          | 3,564                 | -57          | 631,704               | -5           |
| Vietnam     | 45,520                | 7            | 269,150               | 48           | 12                    | -98          | 314,682               | 40           |
| Malaysia    | 30                    | -100         | 14,985                | 56           | 2,642                 | -5           | 17,657                | -17          |
| Israel      | 55,570                | -34          | -                     | -            | -                     | -            | 55,570                | -34          |
| Turkey      | -                     | -            | -                     | -            | -                     | -            | -                     | -            |
| China       | -                     | -            | 15,512                | -31          | 150,239               | 51           | 165,751               | 36           |
| Japan       | 15,033                | 36           | -                     | -100         | 1,654                 | -39          | 16,687                | 10           |
| Taiwan      | -                     | -            | -                     | -            | 433                   | -76          | 433                   | -76          |
| Russia      | 47,351                | 87           | -                     | -            | -                     | -100         | 47,351                | 48           |
| Brunei      | -                     | -            | 6,278                 | 101          | -                     | -            | 6,278                 | 101          |
| Philippines | 15,151                | -6           | -                     | -            | 2,335                 | 694          | 17,486                | 6            |
| Qatar       | 300                   | -            | 4,082                 | 148          | 80                    | -            | 4,462                 | 171          |
| Pakistan    | -                     | -            | -                     | -            | 4,592                 | 6            | 4,592                 | 6            |
| UAE         | 95                    | -            | 608                   | 27           | 143                   | -92          | 846                   | -62          |
| Kazakhstan  | -                     | -            | -                     | -            | -                     | -100         | -                     | -100         |
| Thailand    | 3,405                 | 270          | -                     | -            | 56                    | -84          | 3,461                 | 172          |
| Other       | 4,274                 | -            | 2,781                 | -            | 4,423                 | -            | 11,478                | -            |

### Calendar year-to-June

| Feeder   |              | Slaughter |              | Breeder  |              | Total    |              |
|----------|--------------|-----------|--------------|----------|--------------|----------|--------------|
| 2020 YTD | Y-O-Y % chg. | 2020 YTD  | Y-O-Y % chg. | 2020 YTD | Y-O-Y % chg. | 2020 YTD | Y-O-Y % chg. |
| 359,009  | -12          | 165,010   | 40           | 75,208   | -4           | 599,227  | -1           |
| 253,972  | -16          | 3,288     | 52           | 482      | -74          | 257,742  | -15          |
| 31,004   | 19           | 135,528   | 45           | 12       | -88          | 166,544  | 39           |
| 0        | -            | 11,332    | 76           | 1,711    | 30           | 13,043   | -9           |
| 22,088   | -51          | 0         | -            | 0        | -            | 22,088   | -51          |
| 0        | -            | 0         | -            | 0        | -            | 0        | -            |
| 0        | -            | 7,397     | -29          | 65,786   | 19           | 73,183   | 12           |
| 5,993    | 6            | 0         | -            | 667      | -70          | 6,660    | -16          |
| 0        | -            | 0         | -            | 433      | -54          | 433      | -54          |
| 30,973   | 126          | 0         | -            | 0        | -            | 30,973   | 51           |
| 0        | -            | 3,215     | 64           | 0        | -            | 3,215    | 64           |
| 9,324    | -5           | 0         | -            | 0        | -            | 9,324    | -6           |
| 0        | -            | 2,483     | 143          | 80       | -            | 2,563    | 151          |
| 0        | -            | 0         | -            | 2,729    | 13           | 2,729    | 13           |
| 0        | -            | 96        | -75          | 69       | -96          | 165      | -92          |
| 0        | -            | 0         | -            | 0        | -            | 0        | -            |
| 1,736    | -            | 0         | -            | 41       | -84          | 1,777    | 576          |
| 3,919    | -            | 1,671     | -            | 3,198    | -            | 8,788    | -            |

### Month of June

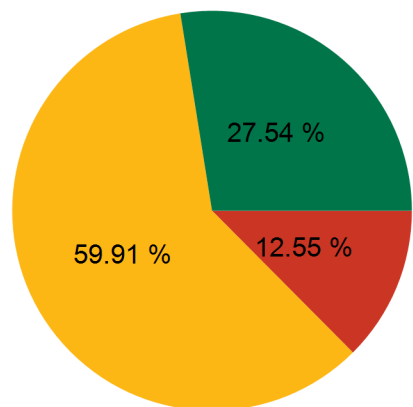
| Feeder    | Slaughter | Breeder   | Total     |
|-----------|-----------|-----------|-----------|
| 2020 June | 2020 June | 2020 June | 2020 June |
| 80,259    | 32,545    | 11,437    | 124,241   |
| 67,062    | 0         | 0         | 67,062    |
| 4,244     | 28,117    | 0         | 32,361    |
| 0         | 2,643     | 124       | 2,767     |
| 6,012     | 0         | 0         | 6,012     |
| 0         | 0         | 0         | 0         |
| 0         | 1,785     | 11,313    | 13,098    |
| 0         | 0         | 0         | 0         |
| 0         | 0         | 0         | 0         |
| 0         | 0         | 0         | 0         |
| 0         | 0         | 0         | 0         |
| 0         | 0         | 0         | 0         |
| 0         | 0         | 0         | 0         |
| 0         | 0         | 0         | 0         |
| 0         | 0         | 0         | 0         |
| 0         | 0         | 0         | 0         |
| 0         | 0         | 0         | 0         |
| 0         | 0         | 0         | 0         |
| 0         | 0         | 0         | 0         |
| 0         | 0         | 0         | 0         |

Source: DAWR. YTD = Calendar year-to-June. Y-O-Y = Year-on-year. M-O-M = Month-on-month. For further information email [marketinfo@mla.com.au](mailto:marketinfo@mla.com.au). Please note: Published figures are subject to revision on a monthly basis

© Meat & Livestock Australia Limited, 2016. ABN 39 081 678 364. MLA makes no representations as to the accuracy of any information or advice contained in this publication and excludes all liability, whether in contract, tort (including negligence or breach of statutory duty) or otherwise as a result of reliance by any person on such information or advice. All use of MLA publications, reports and information is subject to MLA's Market Report and Information Terms of Use. Please read our terms of use carefully and ensure you are familiar with its content - [click here for MLA's terms of use](#).

### Year-to-June cattle export breakdown

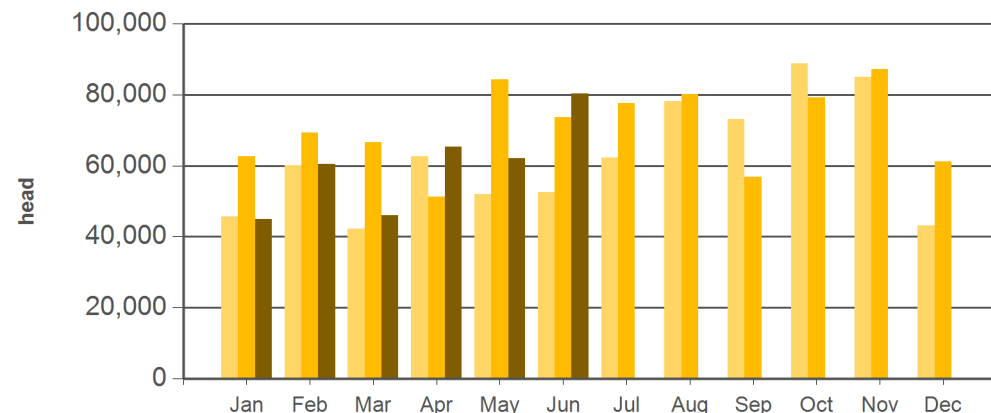
■ Breeder ■ Feeder ■ Slaughter



Source: ABS (pre-2015), DAWR, Prepared by MLA

### Monthly feeder cattle exports

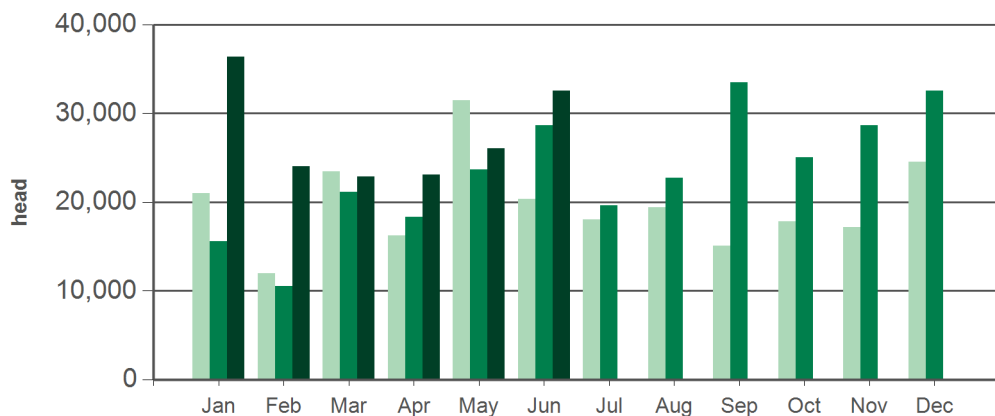
■ 2018 ■ 2019 ■ 2020



Source: DAWR, Prepared by MLA

### Monthly slaughter cattle exports

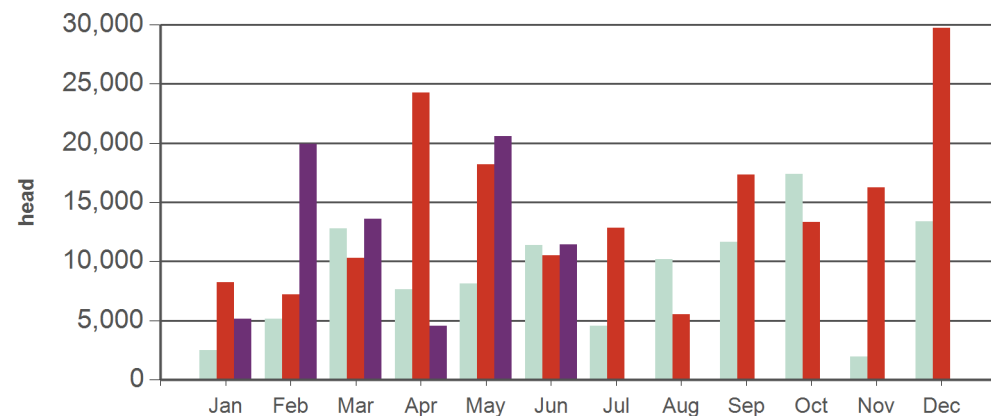
■ 2018 ■ 2019 ■ 2020



Source: DAWR, Prepared by MLA

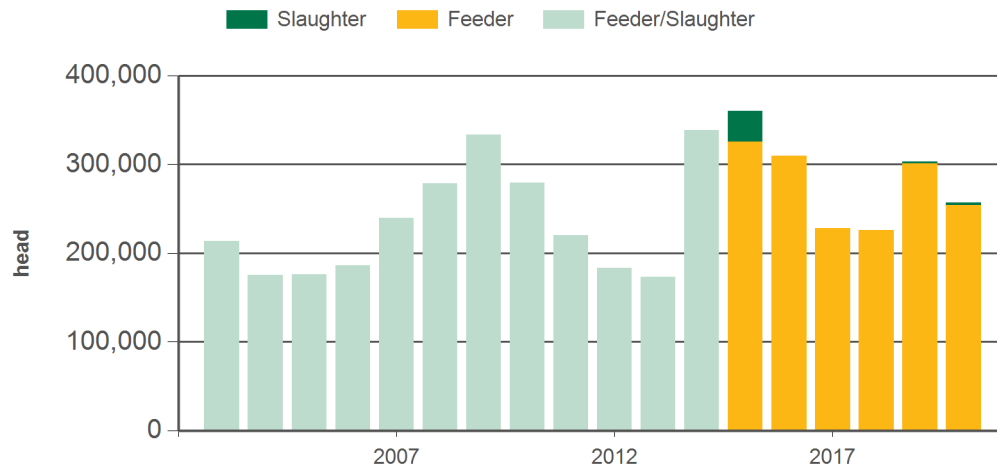
### Monthly breeder cattle exports

■ 2018 ■ 2019 ■ 2020



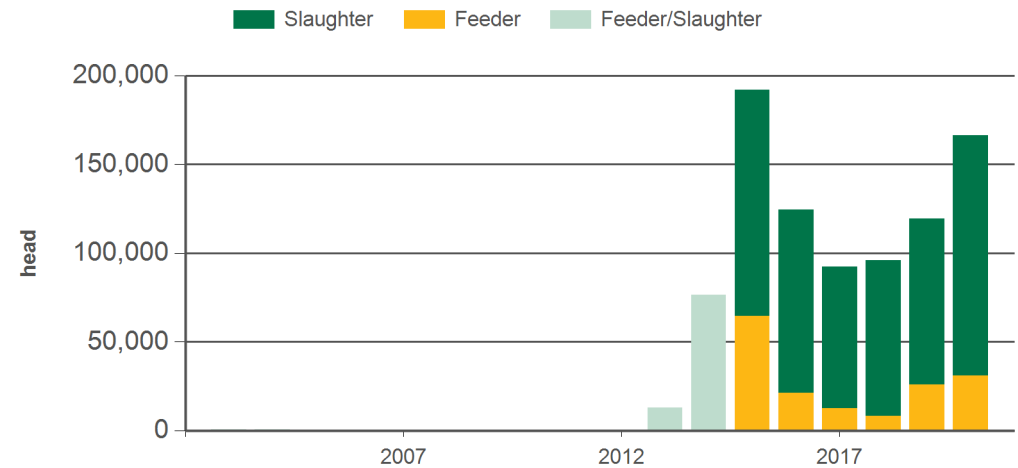
Source: DAWR, Prepared by MLA

#### Year-to-June feeder and slaughter cattle to Indonesia



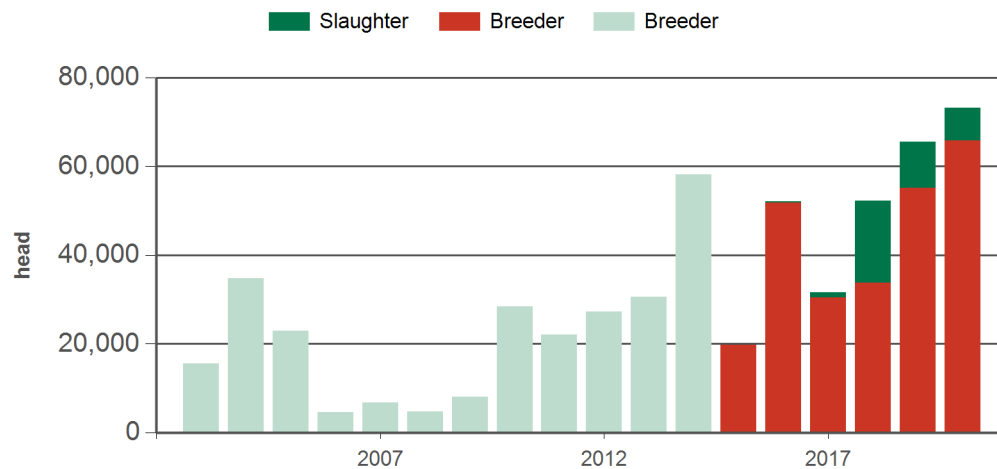
Source: ABS (pre-2015), DAWR, Prepared by MLA

#### Year-to-June feeder and slaughter cattle to Vietnam



Source: ABS (pre-2015), DAWR, Prepared by MLA

#### Year-to-June breeder and slaughter cattle to China

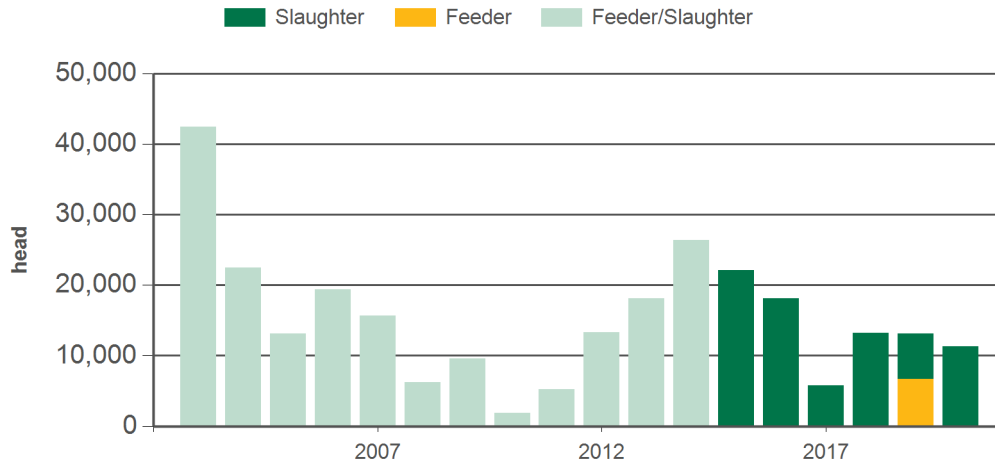


Source: ABS (pre-2015), DAWR, Prepared by MLA

#### Cattle exports by port

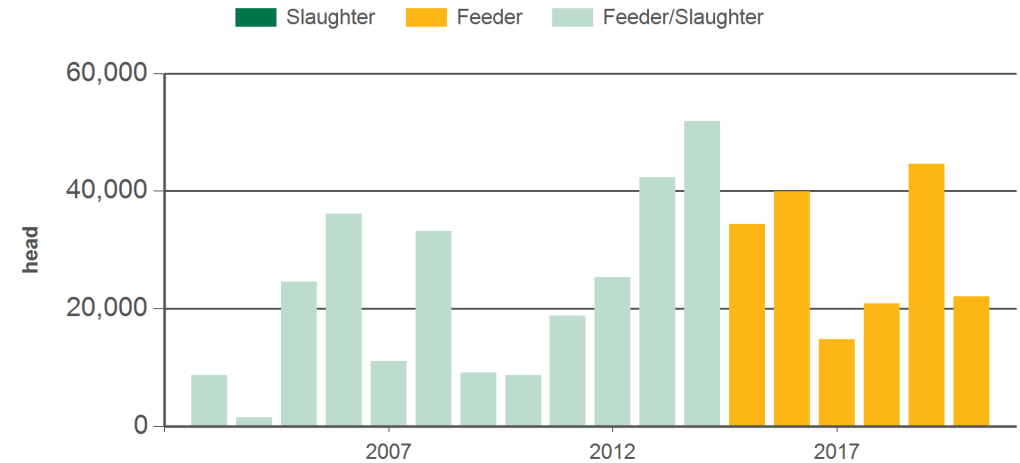
| head       | Total                 |              | Total    |              | Total     |              |              |
|------------|-----------------------|--------------|----------|--------------|-----------|--------------|--------------|
|            | 12-months ending June | Y-O-Y % chg. | 2020 YTD | Y-O-Y % chg. | 2020 June | M-O-M % chg. | Y-O-Y % chg. |
| Total      | 1,298,922             | 8            | 599,227  | -1           | 124,241   | 14           | 10           |
| Darwin     | 387,484               | -            | 196,795  | 4            | 43,364    | -9           | 17           |
| Townsville | 395,628               | 32           | 161,730  | 24           | 37,651    | 105          | 28           |
| Fremantle  | 157,816               | 15           | 77,138   | 4            | 7,797     | 35           | 4            |
| Broome     | 98,797                | -18          | 50,904   | -19          | 23,865    | 66           | 25           |
| Portland   | 171,043               | 26           | 88,854   | 4            | 8,391     | -59          | -9           |
| Brisbane   | 15,033                | 21           | 5,993    | 6            | 0         | -            | -            |
| Other      | 73,121                |              | 17,813   |              | 3,173     |              |              |

### Year-to-June feeder and slaughter cattle to Malaysia



Source: ABS (pre-2015), DAWR, Prepared by MLA

### Year-to-June feeder and slaughter cattle to Israel



Source: ABS (pre-2015), DAWR, Prepared by MLA

### Historical cattle exports - Calendar year totals

| head        | 2005    | 2006    | 2007    | 2008    | 2009    | 2010    | 2011    | 2012    | 2013    | 2014      | 2015      | 2016      | 2017    | 2018      | 2019      | 2020 YTD | Y-O-Y % chg. |
|-------------|---------|---------|---------|---------|---------|---------|---------|---------|---------|-----------|-----------|-----------|---------|-----------|-----------|----------|--------------|
| Total       | 572,799 | 634,314 | 719,482 | 868,510 | 954,143 | 874,916 | 694,796 | 619,418 | 850,273 | 1,292,202 | 1,312,670 | 1,142,459 | 867,056 | 1,088,870 | 1,303,440 | 599,227  | -1           |
| Indonesia   | 347,967 | 386,566 | 516,992 | 644,849 | 772,868 | 521,002 | 413,726 | 278,767 | 452,239 | 728,404   | 613,158   | 616,704   | 512,871 | 589,304   | 678,979   | 257,742  | -15          |
| Vietnam     |         |         | 10      |         | 128     | 1,427   | 1,276   | 3,353   | 66,953  | 181,561   | 362,248   | 193,353   | 165,172 | 202,215   | 267,663   | 166,544  | 39           |
| Malaysia    | 38,067  | 56,484  | 35,018  | 20,263  | 13,651  | 17,084  | 12,287  | 32,781  | 47,534  | 53,004    | 50,239    | 36,616    | 21,330  | 20,699    | 19,008    | 13,043   | -9           |
| Philippines | 20,941  | 13,159  | 20,354  | 10,791  | 12,860  | 16,244  | 21,708  | 32,268  | 19,412  | 28,873    | 26,718    | 15,934    | 3,543   | 12,361    | 18,060    | 9,324    | -6           |
| Israel      | 32,027  | 79,443  | 36,895  | 51,721  | 36,901  | 43,212  | 53,925  | 50,087  | 98,320  | 78,181    | 75,139    | 68,637    | 32,405  | 60,661    | 78,116    | 22,088   | -51          |
| China       | 32,512  | 9,879   | 8,785   | 12,767  | 32,798  | 57,418  | 53,570  | 55,912  | 66,530  | 117,906   | 88,598    | 94,683    | 75,701  | 108,720   | 158,126   | 73,183   | 12           |
| Japan       | 25,269  | 21,944  | 21,083  | 19,770  | 16,039  | 15,041  | 14,216  | 11,281  | 13,639  | 9,473     | 10,519    | 9,015     | 15,284  | 12,986    | 17,923    | 6,660    | -16          |
| Other       | 76,016  | 66,839  | 80,345  | 108,349 | 68,898  | 203,488 | 124,088 | 154,969 | 85,646  | 94,800    | 86,051    | 107,517   | 40,750  | 81,924    | 65,565    | 50,643   |              |

Source: ABS (pre-2015), DAWR, YTD = Calendar year-to-June. Y-O-Y = Year-on-year. For further information email [marketinfo@mla.com.au](mailto:marketinfo@mla.com.au).

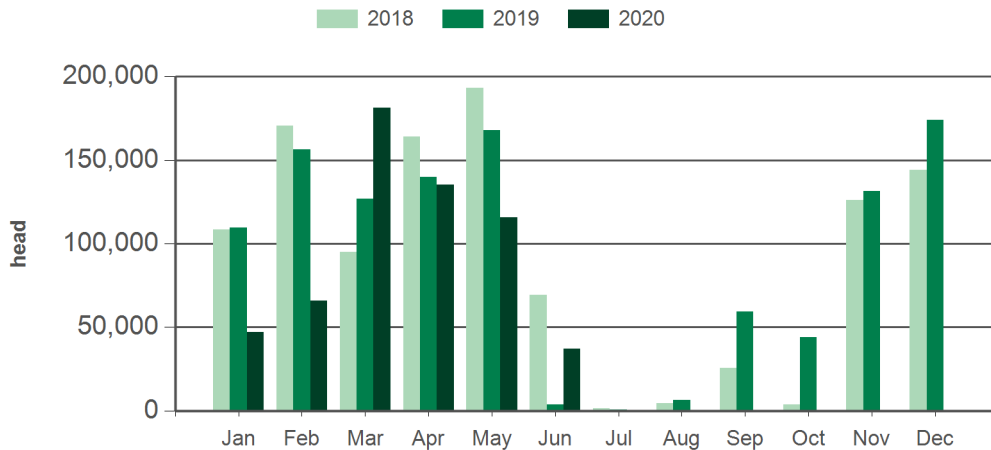
### Sheep exports

| head     | Total                 |              | Total    |              | Total     |              |              |
|----------|-----------------------|--------------|----------|--------------|-----------|--------------|--------------|
|          | 12-months ending June | Y-O-Y % chg. | 2020 YTD | Y-O-Y % chg. | 2020 June | M-O-M % chg. | Y-O-Y % chg. |
| Total    | 996,720               | -1           | 581,911  | -17          | 36,852    | -68          | 947          |
| Kuwait   | 378,001               | 15           | 231,943  | -3           | 33,341    | -14          | -            |
| Qatar    | 270,000               | -11          | 160,000  | -29          | 0         | -            | -            |
| Malaysia | 34,782                | -11          | 15,904   | -25          | 3,510     | 35           | 0            |
| Jordan   | 180,004               | 15           | 97,527   | -8           | 0         | -            | -            |
| UAE      | 75,000                | -6           | 29,000   | -48          | 0         | -            | -            |
| Israel   | 13,979                | -79          | 13,979   | -68          | 0         | -            | -            |
| Turkey   | -                     | -            | -        | -            | 0         | -            | -            |
| Other    | 44,954                | -            | 33,558   | -            | 1         | -            | -            |

### Sheep exports by port

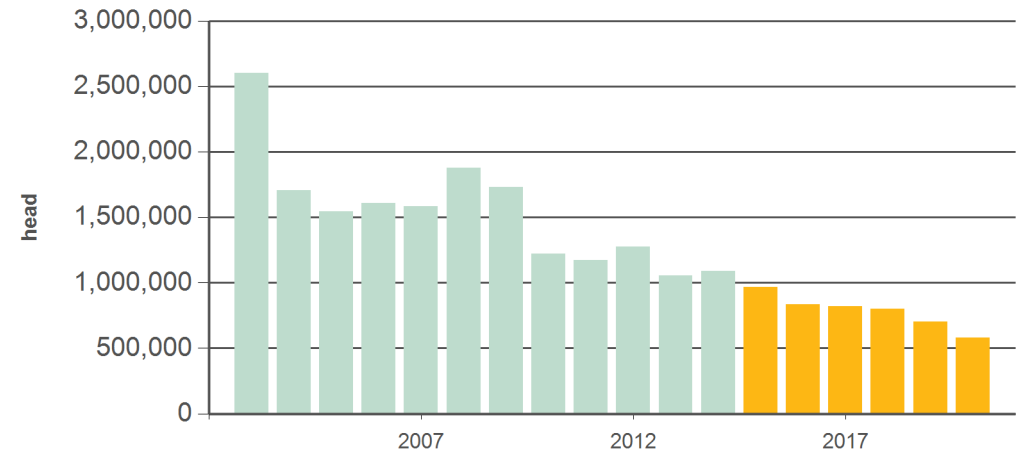
| head          | Total                 |              | Total    |              | Total     |              |              |
|---------------|-----------------------|--------------|----------|--------------|-----------|--------------|--------------|
|               | 12-months ending June | Y-O-Y % chg. | 2020 YTD | Y-O-Y % chg. | 2020 June | M-O-M % chg. | Y-O-Y % chg. |
| Total         | 996,720               | -1           | 581,911  | -17          | 36,852    | -68          | 947          |
| Fremantle     | 955,900               | -1           | 565,365  | -17          | 33,341    | -71          | -            |
| Port Adelaide | -                     | -            | -        | -            | 0         | -            | -            |
| Perth         | 21,294                | 128          | 11,031   | 160          | 3,510     | 443          | -            |
| Adelaide      | 14,725                | 2            | 3,256    | -62          | 0         | -            | -            |
| Melbourne     | 1,385                 | -36          | 503      | -44          | 0         | -            | -            |
| Sydney        | 3,416                 | -61          | 1,756    | -52          | 1         | -100         | -            |
| Portland      | -                     | -100         | -        | -            | 0         | -            | -            |
| Other         | -                     | -            | 0        | -            | 0         | -            | -            |

### Monthly sheep exports



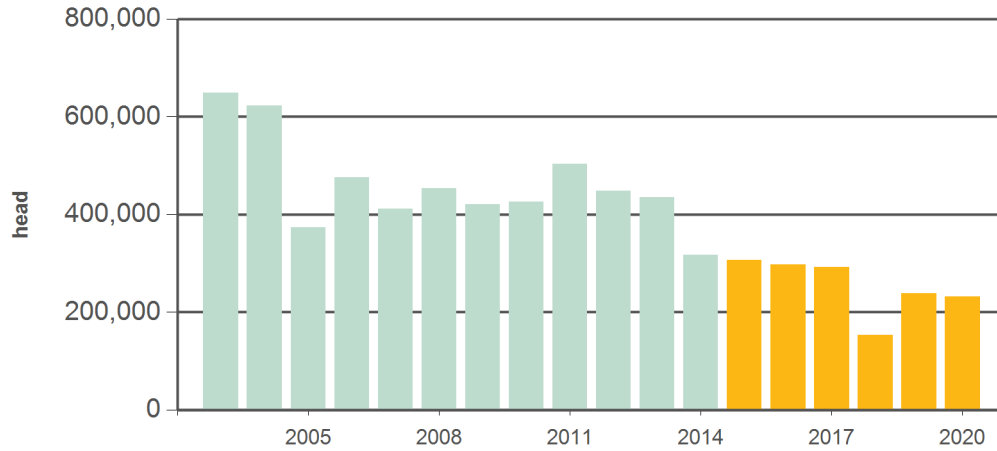
Source: DAWR, Prepared by MLA

### Year-to-June sheep exports



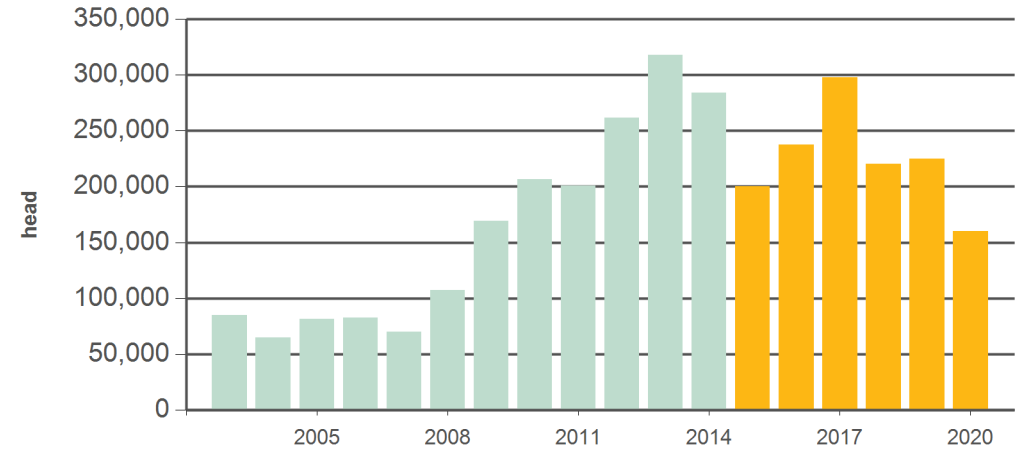
Source: ABS (pre-2015), DAWR, Prepared by MLA

**Year-to-June sheep exports to Kuwait**



Source: ABS (pre-2015), DAWR, Prepared by MLA

**Year-to-June sheep exports to Qatar**



Source: ABS (pre-2015), DAWR, Prepared by MLA

**Historical sheep exports - Calendar year totals**

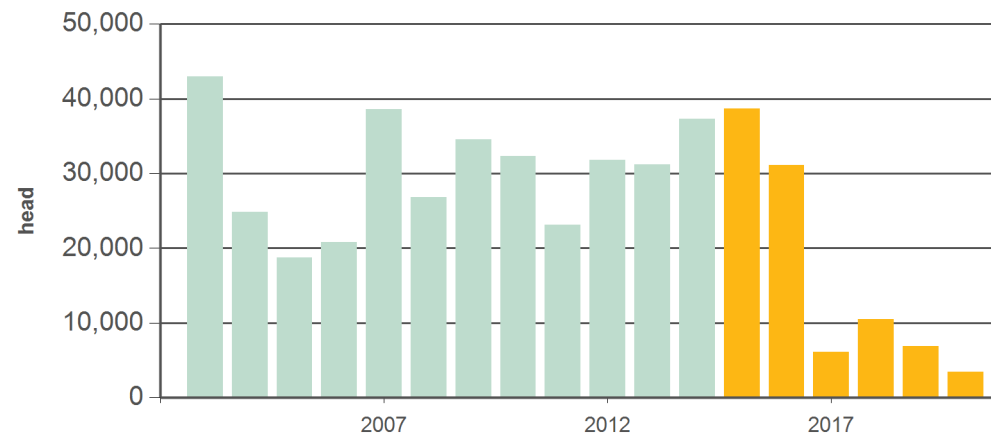
| head         | 2005      | 2006      | 2007      | 2008      | 2009      | 2010      | 2011      | 2012      | 2013      | 2014      | 2015      | 2016      | 2017      | 2018      | 2019      | 2020 YTD | Y-O-Y % chg. |
|--------------|-----------|-----------|-----------|-----------|-----------|-----------|-----------|-----------|-----------|-----------|-----------|-----------|-----------|-----------|-----------|----------|--------------|
| Total        | 4,184,920 | 4,167,034 | 3,773,029 | 4,214,989 | 3,567,609 | 2,968,571 | 2,457,948 | 2,278,616 | 1,973,373 | 2,298,455 | 2,071,705 | 1,838,027 | 1,887,416 | 1,105,740 | 1,118,499 | 581,911  | -17          |
| Kuwait       | 890,545   | 962,163   | 930,178   | 956,276   | 948,271   | 1,076,455 | 956,642   | 706,644   | 876,004   | 744,671   | 732,016   | 653,781   | 604,678   | 243,276   | 385,120   | 231,943  | -3           |
| Qatar        | 179,885   | 191,669   | 191,850   | 269,116   | 352,695   | 321,415   | 395,752   | 531,894   | 560,762   | 539,250   | 477,014   | 557,265   | 658,000   | 300,000   | 334,699   | 160,000  | -29          |
| Malaysia     | 19,705    | 16,675    | 21,452    | 26,128    | 20,588    | 19,000    | 15,903    | 18,864    | 27,969    | 40,427    | 46,511    | 69,951    | 34,926    | 34,672    | 40,025    | 15,904   | -25          |
| Jordan       | 884,886   | 684,940   | 267,829   | 383,943   | 470,511   | 265,986   | 217,067   | 327,960   | 287,792   | 294,095   | 118,390   | 154,497   | 53,702    | 116,126   | 188,781   | 97,527   | -8           |
| UAE          | 230,775   | 209,373   | 185,754   | 175,629   | 130,312   | 78,747    | 37,385    | 33,211    | 99,795    | 118,043   | 165,754   | 160,896   | 131,433   | 69,292    | 101,955   | 29,000   | -48          |
| Israel       | 5,000     | 19,840    | 35,000    | 36,834    | 23,400    | 42,000    | 56,600    | 64,007    | 54,164    | 137,625   | 85,613    | 118,377   | 84,336    | 62,622    | 43,719    | 13,979   | -68          |
| Turkey       |           |           |           |           |           | 215,038   | 352,352   | 245,147   | 120       |           | -         | -         | 198,303   | 214,815   | -         | -        | -            |
| Saudi Arabia | 1,072,089 | 1,193,635 | 1,032,395 | 873,937   | 576,147   | 262,500   | 24,000    | 69,000    |           |           | -         | -         | -         | -         | -         | -        | -            |
| Other        | 902,035   | 888,739   | 1,108,571 | 1,493,126 | 1,045,685 | 687,430   | 402,247   | 281,889   | 66,767    | 424,344   | 446,407   | 123,260   | 122,038   | 64,937    | 24,200    | 33,558   |              |

Source: ABS (pre-2015), DAWR, YTD = Calendar year-to-June. Y-O-Y = Year-on-year. For further information email [marketinfo@mla.com.au](mailto:marketinfo@mla.com.au).

### Goat exports

| head        | Total                 |              | Total    |              | Total     |              |              |
|-------------|-----------------------|--------------|----------|--------------|-----------|--------------|--------------|
|             | 12-months ending June | Y-O-Y % chg. | 2020 YTD | Y-O-Y % chg. | 2020 June | M-O-M % chg. | Y-O-Y % chg. |
| Total       | 12,622                | -30          | 3,480    | -50          | 85        | -93          | 183          |
| Malaysia    | 4,370                 | -54          | 1,725    | -59          | 62        | -94          | -            |
| China       | 4,084                 | 21           | 1,427    | -21          | 0         | -            | -            |
| Nepal       | 304                   | -7           | 111      | -54          | 0         | -            | -            |
| Philippines | 760                   | 38           | 23       | -            | 23        | -            | -            |
| Other       | 3,104                 |              | 194      |              | 0         |              |              |

### Year-to-June goat exports



Source: ABS (pre-2015), DAWR, Prepared by MLA