



Eastern Young Cattle Indicator	Unit	19 Jan 2017	12 Jan 2017	20 Jan 2016
EYCI	¢/kg cwt	652.50	640.50	590

National saleyard indicators	Live weight	Muscle/Fat	Unit	TW	LW	LY
Trade steer	330-400kg	C3	¢/kg lwt	344	nq	304
			¢/kg cwt	632	nq	559
Medium steer	400-500kg	C3	¢/kg lwt	318	nq	293
			¢/kg cwt	601	nq	546
Heavy steer	500-600kg	C4	¢/kg lwt	306	nq	278
			¢/kg cwt	564	nq	514
Medium cow	400-520kg	D3	¢/kg lwt	233	nq	214
			¢/kg cwt	482	nq	443
Feeder steer	330-400kg	C2	¢/kg lwt	349	nq	319

Eastern states OTH indicators	Carcase weight	Muscle	Unit	TW	LW	LY
Trade steer	240-260kg	A-C	¢/kg cwt	541	nq	514
Medium steer	260-280kg	A-C	¢/kg cwt	534	nq	509
Heavy steer	300-400kg	A-C	¢/kg cwt	543	nq	516
Medium cow	260-280kg	A-E	¢/kg cwt	447	nq	423
MSA trade steer	240-260kg	A-C	¢/kg cwt	558	nq	529

Feeder cattle indicators - paddock sales						
for week of		12/01/2017	Unit	TW	LW	LY
Domestic						
Steers 280-350kg			¢/kg lwt	354	nq	324
Heifers 280-350kg			¢/kg lwt	332	nq	309
Export						
Shortfed 100-120 DOF			¢/kg lwt	343	nq	328
Mediumfed 120-220 DOF			¢/kg lwt	349	nq	329
Longfed 220+ DOF			¢/kg lwt	352	nq	339

State saleyard indicators				Queensland			NSW			Victoria			SA			Tasmania		
Category	Live weight	Muscle/Fat	Unit	TW	LW	LY	TW	LW	LY	TW	LW	LY	TW	LW	LY	TW	LW	LY
Trade steer	330-400kg	C3	¢/kg lwt	328	nq	339	352	nq	316	327	nq	286	350	nq	292	369	nq	255
			¢/kg cwt	600	nq	617	645	nq	581	603	nq	531	659	nq	531	662	nq	472
Medium steer	400-500kg	C3	¢/kg lwt	312	nq	309	324	nq	299	309	nq	258	311	nq	276	334	nq	255
			¢/kg cwt	572	nq	562	614	nq	561	580	nq	489	588	nq	502	619	nq	470
Heavy steer	500-600kg	C4	¢/kg lwt	305	nq	272	302	nq	279	316	nq	278	327	nq	271	nq	nq	nq
			¢/kg cwt	547	nq	486	568	nq	518	586	nq	520	617	nq	492	nq	nq	nq
Medium cow	400-520kg	D3	¢/kg lwt	240	nq	228	231	nq	215	238	nq	202	nq	nq	205	237	nq	179
			¢/kg cwt	492	nq	465	483	nq	454	485	nq	414	nq	nq	410	504	nq	368
Feeder steer	330-400kg	C2	¢/kg lwt	356	nq	333	348	nq	319	324	nq	291	346	nq	270	nq	nq	nq

State over-the-hooks indicators				Queensland			NSW			Victoria			SA			Tasmania		
Category	Carcase weight	Muscle	Unit	TW	LW	LY	TW	LW	LY	TW	LW	LY	TW	LW	LY	TW	LW	LY
Trade steer	240-260kg	A-C	¢/kg cwt	528	nq	514	541	nq	508	553	nq	520	nq	nq	nq	nq	nq	nq
Medium steer	260-280kg	A-C	¢/kg cwt	527	nq	508	536	nq	501	550	nq	502	nq	nq	nq	522	nq	525
Heavy steer	300-400kg	A-C	¢/kg cwt	537	nq	518	546	nq	511	556	nq	511	nq	nq	nq	532	nq	525
Medium cow	260-280kg	A-E	¢/kg cwt	458	nq	466	446	nq	399	438	nq	412	457	nq	428	437	nq	410
EU steer	300-340kg	A-C	¢/kg cwt	555	nq	548	nq	nq	580	nq	nq	nq	nq	nq	nq	nq	nq	nq
MSA trade steer	240-260kg	A-C	¢/kg cwt	550	nq	531	567	nq	533	nq	nq	nq	558	nq	522	nq	nq	530

WA saleyard indicators	Unit	TW	LW	LY
Pastoral cow	¢/kg lwt	nq	nq	157
Heavy cow	¢/kg lwt	nq	nq	171
Heavy yearling	¢/kg lwt	nq	nq	278
Feeder yearling	¢/kg lwt	nq	nq	289
WYCI	¢/kg cwt	nq	nq	555

WA over-the-hooks indicators	Unit	TW	LW	LY
Grassfed yearling	¢/kg cwt	570	nq	540
Grainfed yearling	¢/kg cwt	560	nq	555
MSA yearling	¢/kg cwt	585	nq	558
Medium cow	¢/kg cwt	nq	nq	nq

Live Export Price Quotes	for week of		12/01/2017	Unit	TW	LW	LY
Light Steer	260 - 360 kg	Townsville	¢/kg lwt	360	nq	340	
	260 - 360 kg	Darwin	¢/kg lwt	375	nq	370	
	260 - 360 kg	Broome	¢/kg lwt	nq	nq	nq	
Light Heifer	260 - 360 kg	Townsville	¢/kg lwt	330	nq	310	
	260 - 360 kg	Darwin	¢/kg lwt	355	nq	350	
	260 - 360 kg	Broome	¢/kg lwt	nq	nq	nq	

TW = This week, LW = Last week, LY = Last year

Eastern Young Cattle Indicator (EYCI)

The Eastern Young Cattle Indicator, or EYCI, is a seven-day rolling average of 24 young cattle categories from 24 saleyards across Queensland, New South Wales and Victoria. It is expressed in cents per kilogram carcass (or dressed) weight (¢/kg cwt) and is rounded to the nearest ¼ cent.

The EYCI is designed to be applicable to a wide range of cattle and beef industry participants, and has sufficient diversity (both geographic and cattle type) to prevent manipulation by activity in the physical cattle market.

The young cattle market was chosen as the base for the EYCI as it is the largest, most transparent of the physical cattle markets and attracts the widest range of industry participants.

What is a seven-day rolling average?

At any point in time, a seven-day rolling average includes data from the past seven days. In the case of the EYCI, this refers to seven calendar days, or one week.

The EYCI includes vealer and yearling heifers and steers, grade score C2 or C3, with liveweight from 200kg (See table below). The EYCI currently includes cattle purchased for restocking, lot feeding and slaughter from the relevant prime sales.

Individual states were integrated into the EYCI at the commencement of NLRS reporting in that state:

NSW – August 1996

Victoria – May 1997

Queensland – October 1999

Cattle categories in the EYCI

Classification	Muscle/fat	Liveweight (kg)
Vealer steers	C2 & C3	200.1-280
		280.1-330
Vealer heifers	C2 & C3	200.1-280
		280.1-330
Yearling steers	C2 & C3	200.1-330
		330.1-400
Yearling heifers	C2 & C3	200.1-330
		330.1-400

Category specifications

The following tables show the grades that are used for the Meat & Livestock Weekly Statistics.

Cattle indicator weights

Stock type	Weight	Muscle/fat
Trade steer	330-400kg	C3
Medium steer	400-500kg	C3
Heavy steer	500-600kg	C4
Medium cow	400-520kg	D3
Feeder steer*	330-400kg	C2

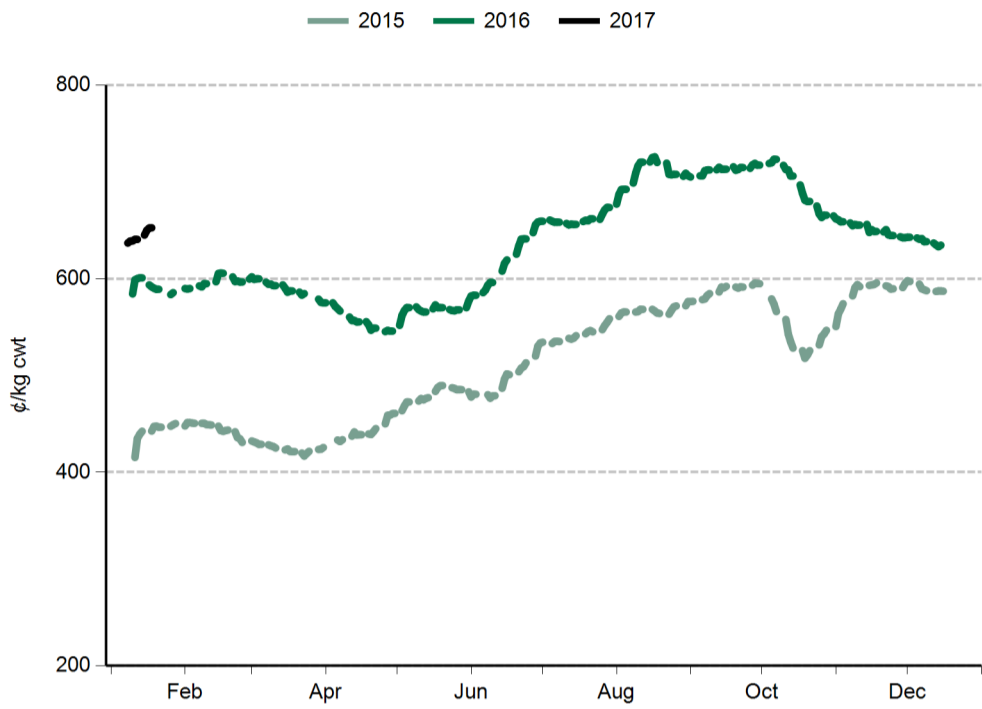
*Yearling steer, purchased by lotfeeders

Cattle OTH indicator weights

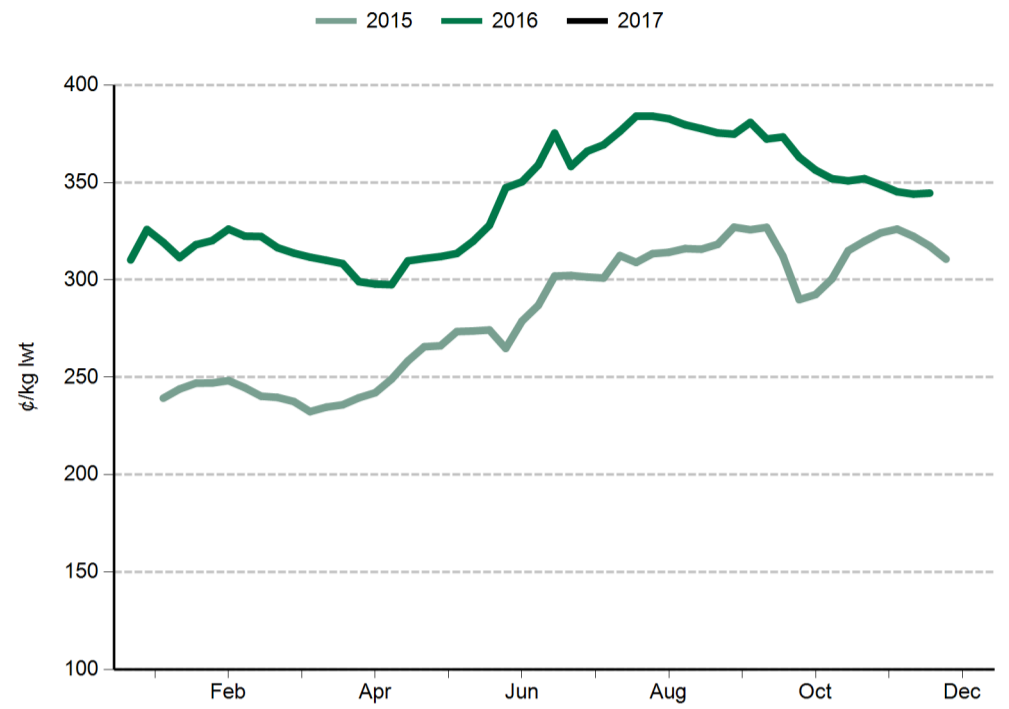
Stock type	Weight	Muscle/fat
EU steer	240-440kg	A-C 6-22mm
Trade steer	220-280kg	A-C 3-12mm
Medium steer	260-300kg	A-C 7-22mm
Heavy steer	300-420kg	A-C 7-22mm
Medium cow	240-280kg	A-E 3-22mm



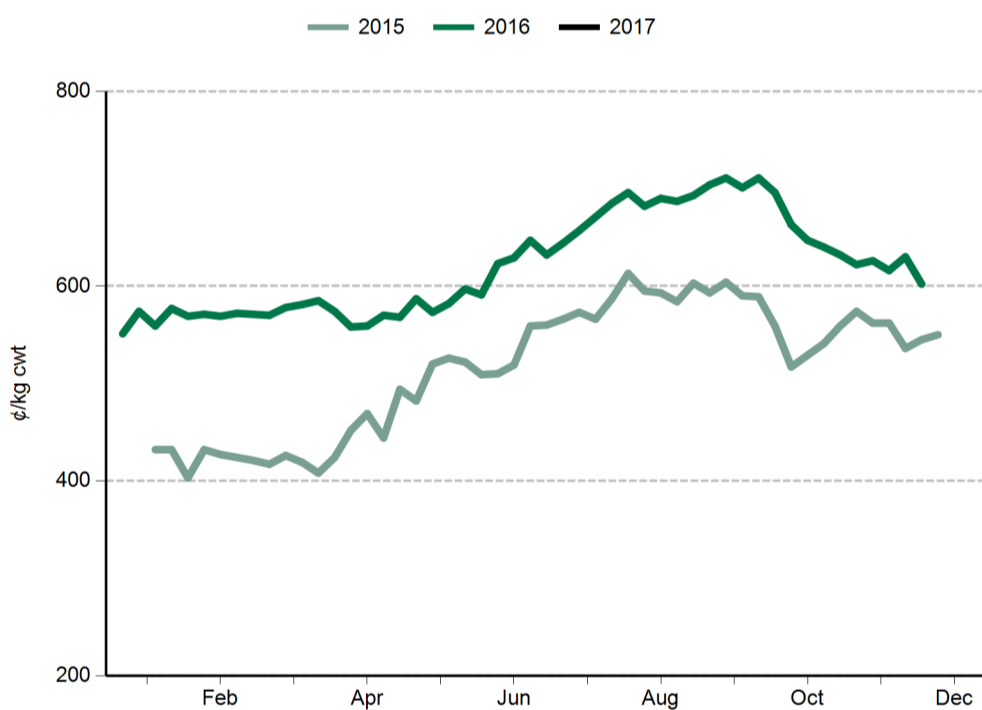
Eastern Young Cattle Indicator (EYCI)



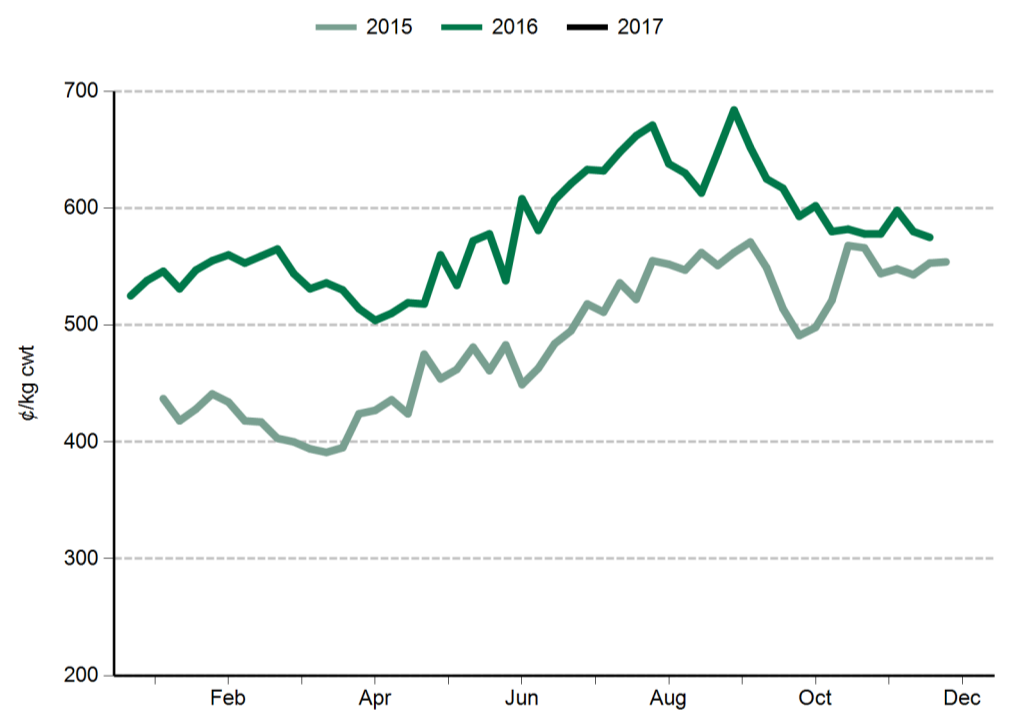
Feeder steer



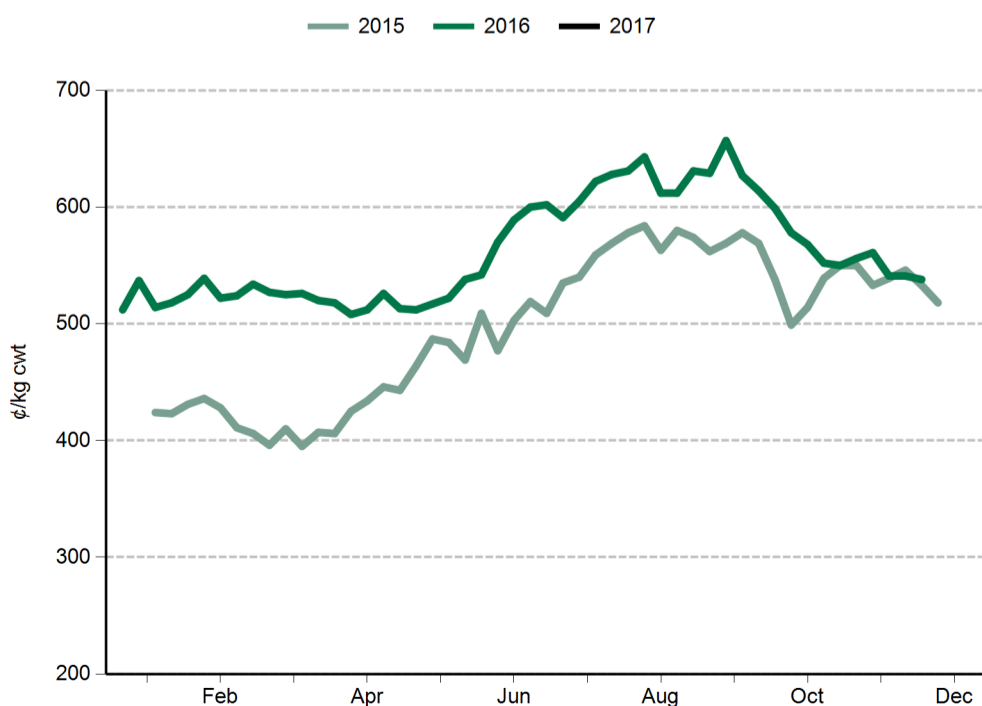
Trade steer



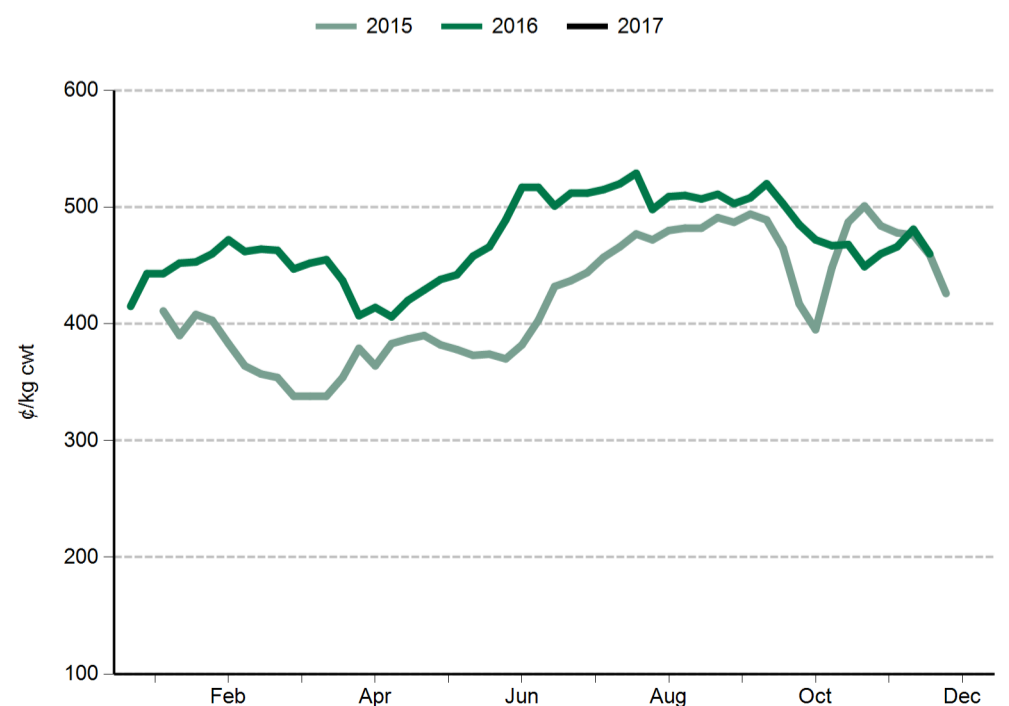
Medium steer



Heavy steer



Medium cow





Eastern States Trade Lamb Indicator (¢/kg cwt)	19 Jan 2017	12 Jan 2017	20 Jan 2016
ESTLI	609	599	526

National saleyard sheep and lamb indicators (¢/kg cwt)		TW	LW	LY
Restocker/feeder lamb (\$/head)	0-18kg	99	nq	73
Merino lamb	16-22kg	540	nq	468
Light lamb	12-18kg	613	nq	471
Trade lamb	18-22kg	600	nq	519
Heavy lamb	22+kg	603	nq	543
Mutton	18-24kg	407	nq	261

National OTH sheep and lamb indicators (¢/kg cwt)		TW	LW	LY
Medium trade lamb	18-20kg	524	nq	507
Heavy trade lamb	20-22kg	535	nq	512
Heavy lamb	22-24kg	538	nq	511
Mutton	18-24kg	346	nq	278

Category specifications

The following tables show the grades that are used for the Meat & Livestock Weekly Statistics.

TW = This week, LW = Last week, LY = Last year

Sheep and lamb indicator weights

Stock type	Weight	Fat score
Restocker/feeder lamb	0-18kg	1-2
Merino lamb	16-22kg	2-3
Light lamb*	12-18kg	2-3
Trade lamb#	18-22kg	2-4
Heavy lamb#	22kg +	2-4
Mutton	18-24kg	2-3

Sheep and lamb OTH indicator weights

Stock type	Weight	Fat score
Medium trade lamb	18-20kg	2-4
Heavy trade lamb	20-22kg	2-4
Heavy lamb	22kg+	2-4
Mutton	18-24kg	2-4

*1st & 2nd cross & Merino, #1st & 2nd cross

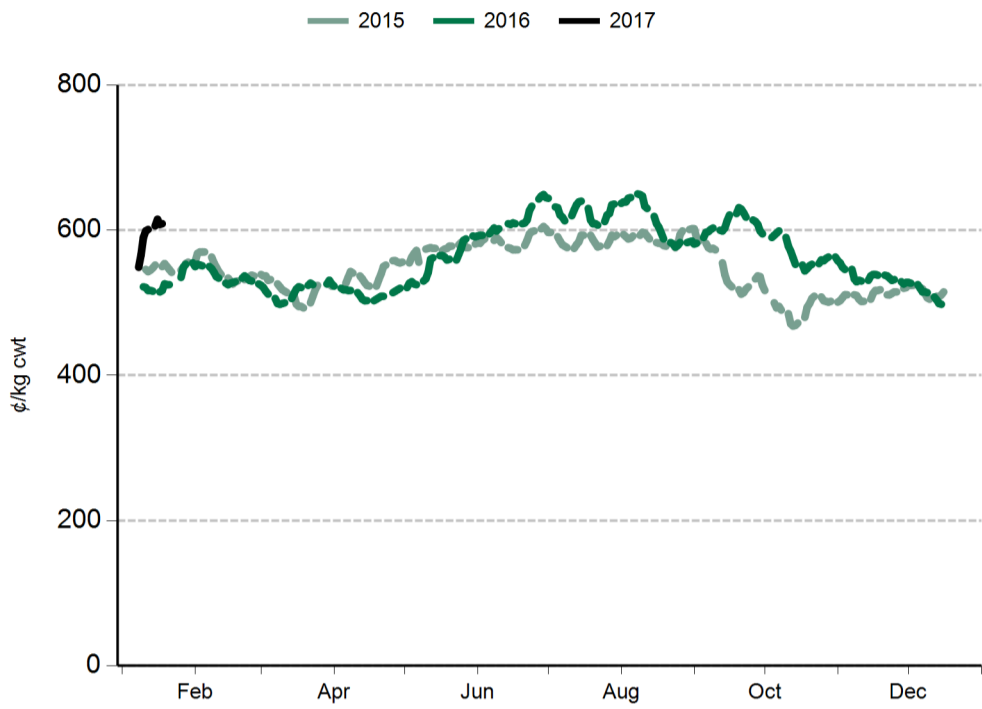
State saleyard sheep and lamb indicators (¢/kg cwt)		Victoria			NSW			SA			WA			Tasmania		
		TW	LW	LY	TW	LW	LY	TW	LW	LY	TW	LW	LY	TW	LW	LY
Restocker lamb (\$/head)	0-18kg	103	nq	72	97	nq	76	95	nq	81	74	nq	49	nq	nq	55
Merino lamb	16-22kg	564	nq	448	545	nq	481	521	nq	459	516	nq	372	nq	nq	nq
Light lamb	12-18kg	646	nq	473	598	nq	474	571	nq	491	543	nq	446	605	nq	458
Trade lamb	18-22kg	619	nq	535	599	nq	520	577	nq	504	523	nq	466	573	nq	511
Heavy lamb	22+kg	615	nq	542	613	nq	546	548	nq	522	508	nq	454	539	nq	524
Mutton	18-24kg	429	nq	267	405	nq	272	396	nq	221	327	nq	196	431	nq	225

Over-the-hooks sheep and lamb indicators (¢/kg cwt)		Victoria			NSW			SA			WA			Tasmania		
		TW	LW	LY	TW	LW	LY	TW	LW	LY	TW	LW	LY	TW	LW	LY
Medium trade lamb	18-20kg	550	nq	528	520	nq	482	510	nq	500	517	nq	510	nq	nq	515
Heavy trade lamb	20-22kg	550	nq	528	536	nq	508	537	nq	500	517	nq	510	nq	nq	515
Heavy lamb	22-24kg	545	nq	523	540	nq	508	537	nq	500	530	nq	508	nq	nq	515
Mutton	18-24kg	387	nq	295	376	nq	292	330	nq	263	290	nq	253	nq	nq	285

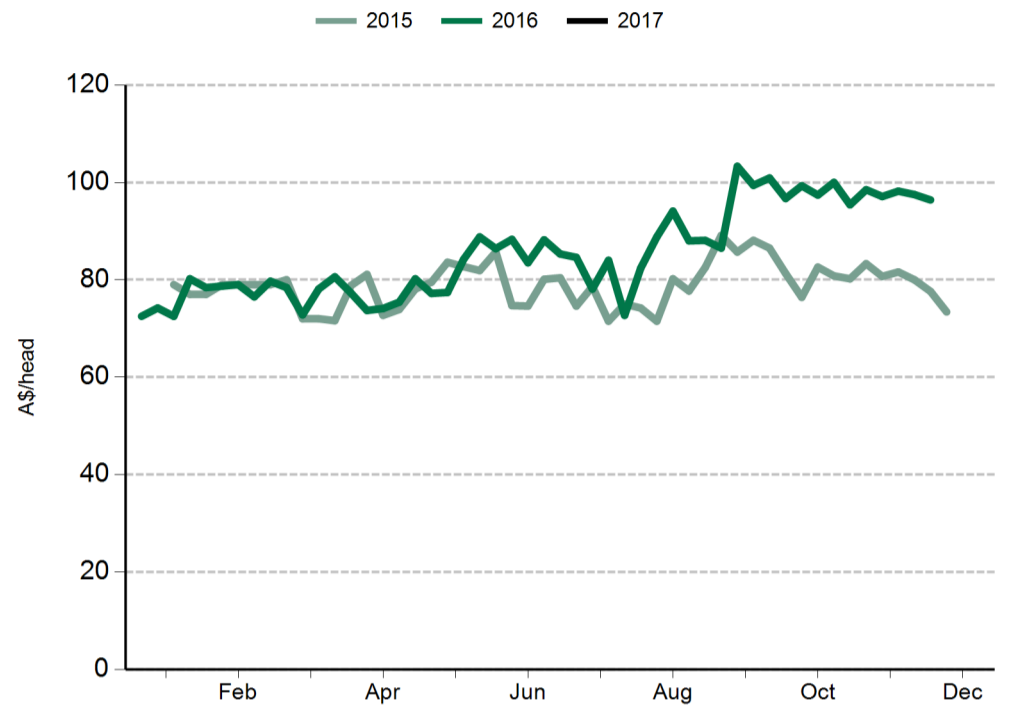
Live export price quotes (A\$/head)		TW	LW	LY
Live wether	Muchea	101	nq	nq



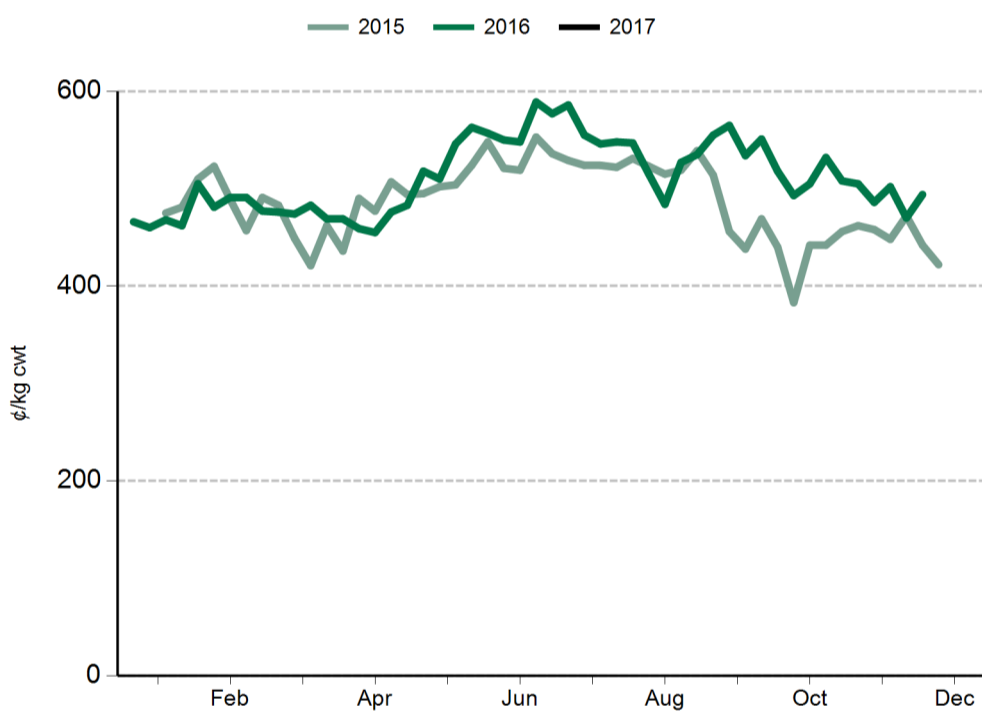
Eastern States Trade Lamb Indicator (ESTLI)



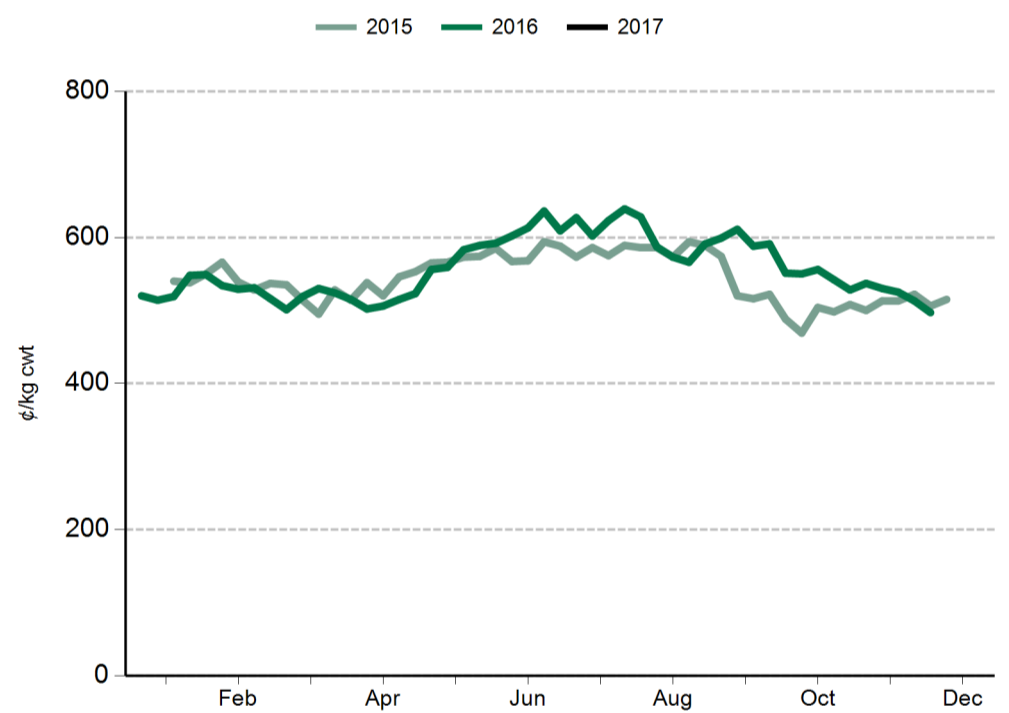
Restocker/feeder lamb



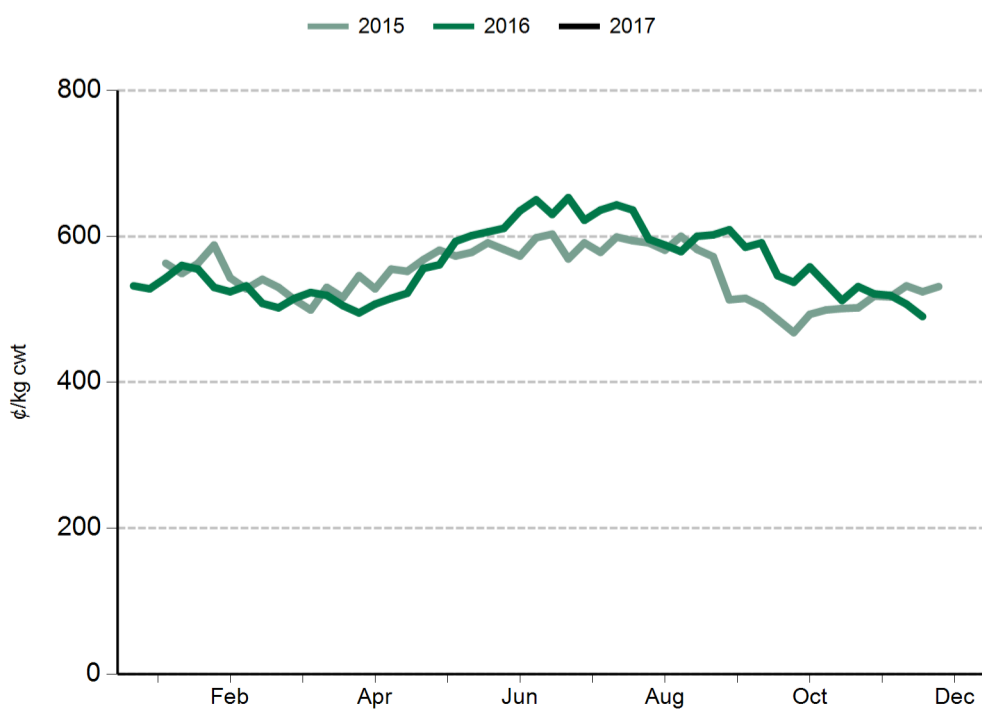
Merino lamb



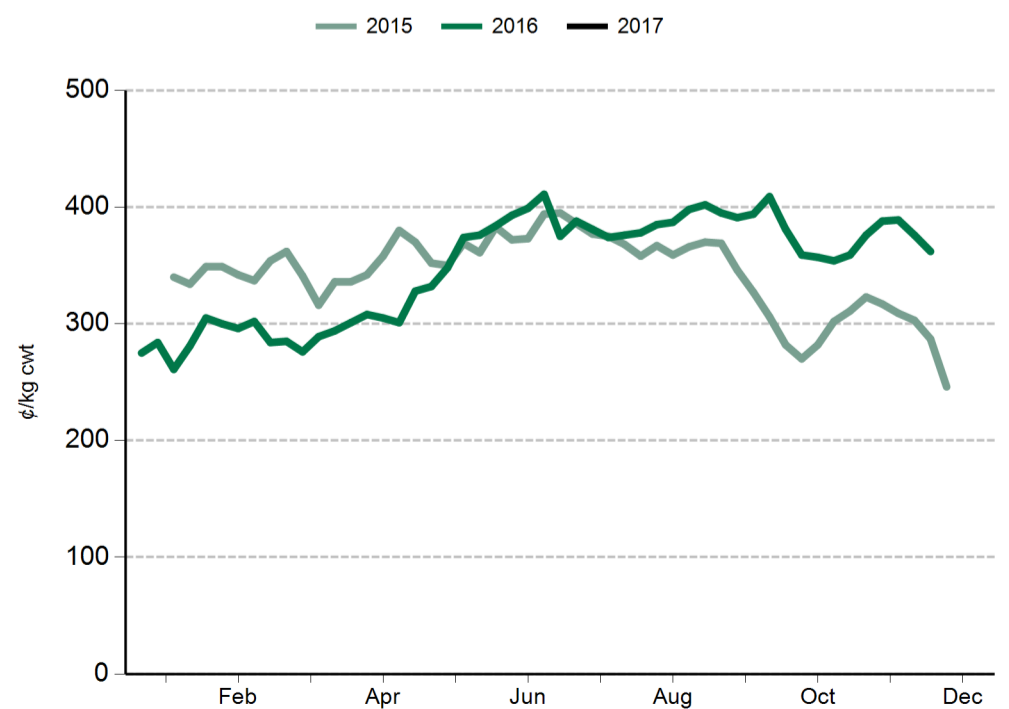
Trade lamb



Heavy lamb



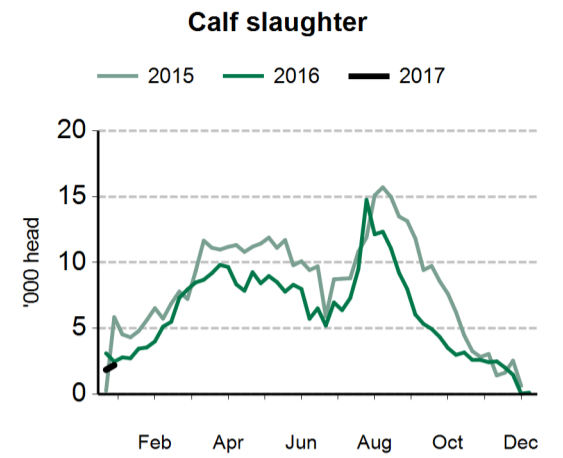
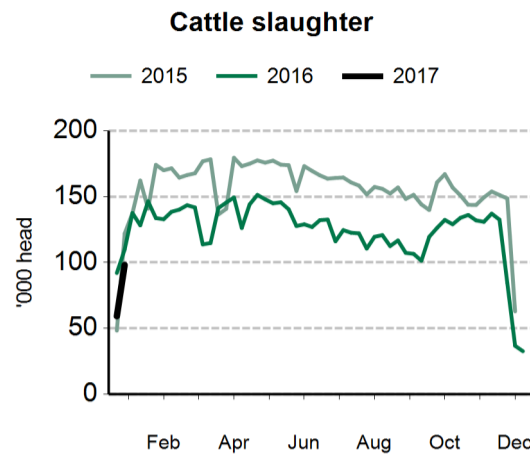
Mutton



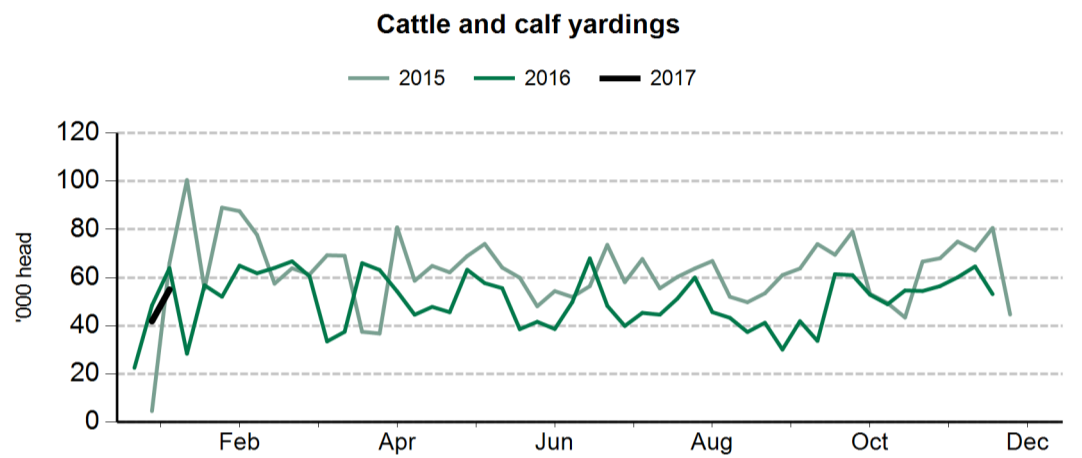


Cattle movements

Cattle slaughter		for w/e	13/01/2017	TW	LW	LY
Queensland	Cattle		37,978	14,293	33,666	
	Calves		287	67	267	
NSW	Cattle		30,095	19,775	34,817	
	Calves		1,289	1,298	1,078	
Victoria	Cattle		17,958	15,302	28,201	
	Calves		589	482	1,028	
SA	Cattle		7,472	6,169	8,109	
	Calves		nq	8	15	
Tasmania	Cattle		4,670	3,717	5,049	
	Calves		43	nq	88	

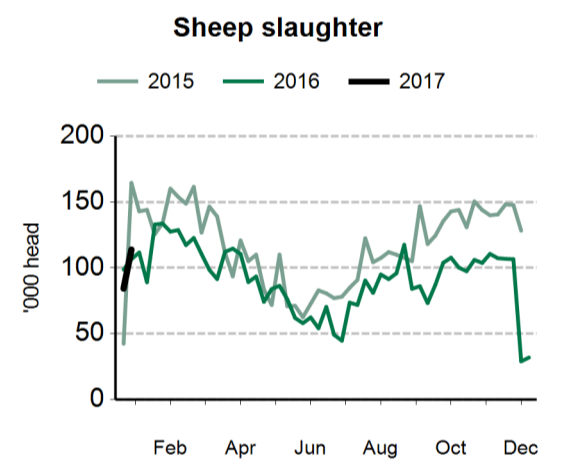
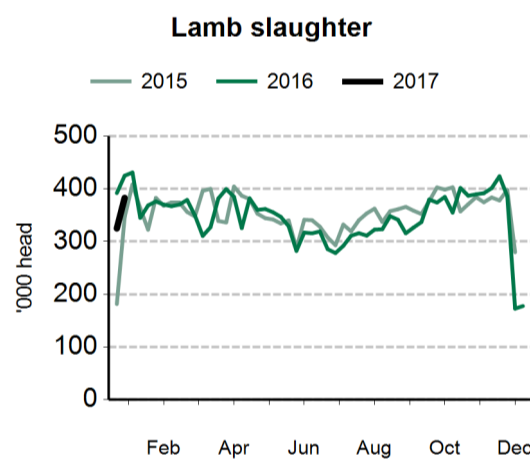


Cattle saleyard throughput		for w/e	19/01/2017	TW	LW	LY
Queensland	Cattle		11,489	5,271	11,070	
NSW	Cattle		26,007	15,895	26,212	
Victoria	Cattle		12,606	10,359	16,187	
SA	Cattle		4,745	4,425	5,784	
WA	Cattle		nq	5,834	4,340	
Tasmania	Cattle		185	115	320	

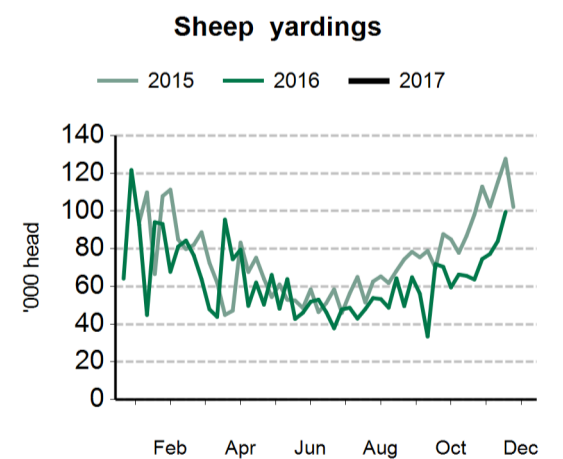
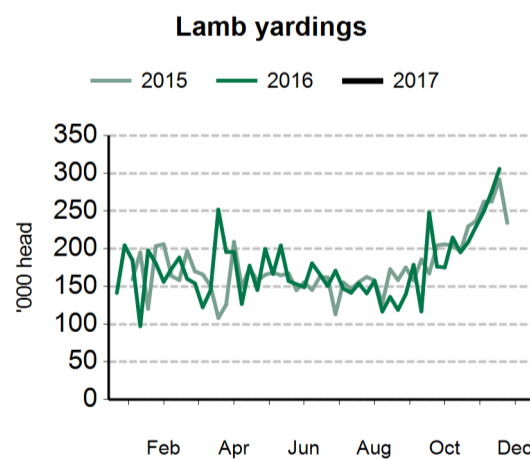


Sheep and lamb movements

Sheep and lamb slaughter		for w/e	13/01/2017	TW	LW	LY
Victoria	Lambs		190,288	162,464	210,128	
	Sheep		47,647	33,361	28,324	
NSW	Lambs		102,425	86,690	99,804	
	Sheep		39,038	29,610	37,061	
SA	Lambs		75,609	64,503	91,337	
	Sheep		23,767	18,725	22,967	
Queensland	Lambs		98	78	6,831	
	Sheep		94	73	10,714	
Tasmania	Lambs		14,445	11,193	16,889	
	Sheep		3,311	2,552	7,543	

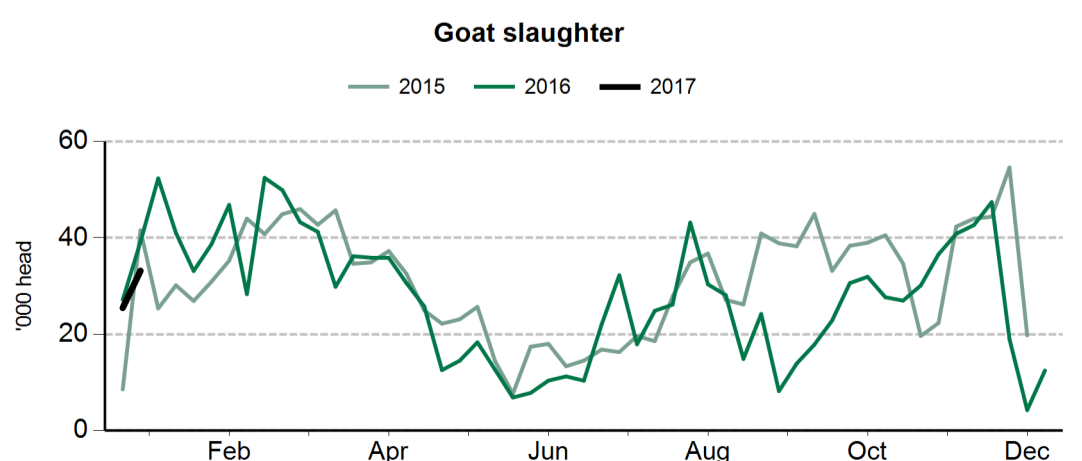


Sheep and lamb saleyard throughput		for w/e	19/01/2017	TW	LW	LY
Victoria	Lambs		78,097	nq	55,880	
	Sheep		31,965	nq	29,995	
NSW	Lambs		130,170	nq	103,434	
	Sheep		46,150	nq	46,132	
SA	Lambs		20,328	nq	12,075	
	Sheep		7,486	nq	6,193	
WA	Lambs		16,134	nq	12,336	
	Sheep		11,550	nq	9,081	
Tasmania	Lambs		900	nq	1,070	
	Sheep		900	nq	1,300	



Goat movements

Goat slaughter		for w/e	13/01/2017	TW	LW	LY
Queensland	Goats		11,130	5,626	14,564	
NSW	Goats		1,287	1,081	2,184	
Victoria	Goats		14,263	11,606	10,236	
SA	Goats		6,501	7,172	12,217	
Tasmania	Goats		nq	nq	nq	





Over-the-hooks goat indicators (A¢/kg cwt)	TW	LF	LY
8.1-10kg	608	nq	514
10.1-12kg	608	nq	510
12.1-16kg	608	nq	510
16.1-20kg	608	nq	510
20.1kg+	608	nq	510

Skin indicators - Lambs		TW	LW	LY
2" +	16.1 - 20kg	725	nq	500
	20.1 - 24kg	775	nq	825
	24.1kg +	875	nq	975
1" - 2"	16.1 - 20kg	550	nq	400
	20.1 - 24kg	638	nq	825
	24.1kg +	788	nq	975
0.5" - 1"	16.1 - 20kg	300	nq	200
	20.1 - 24kg	350	nq	475
	24.1kg +	625	nq	625
New Season	16.1 - 20kg	575	nq	500
	20.1 - 24kg	863	nq	800
	24.1kg +	975	nq	900

Skin indicators - Merino sheep (average 25 micron)		TW	LW	LY
1.5" - 2"	16.1 - 20kg	1000	nq	900
	20.1 - 24kg	1188	nq	1350
	24.1kg +	1363	nq	1500

Eastern Market Wool Indicator (A¢/kg)	TW	LW	LY
AWEX E.M.I	nq	1422	1289
Source: Australian Wool Exchange Ltd			

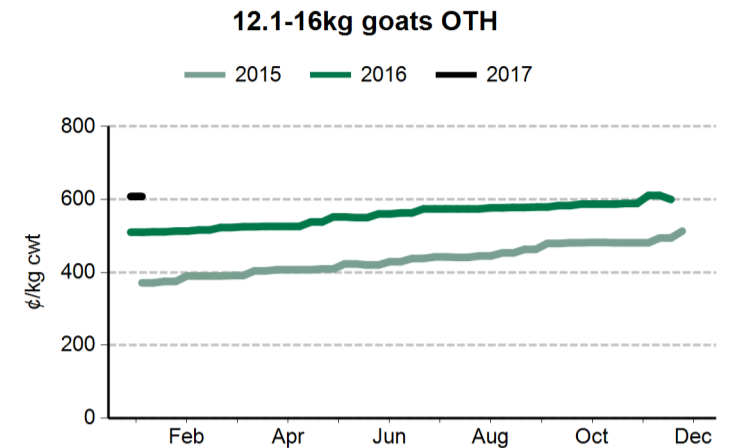
Fodder prices (A\$/tonne)	Cereal			Lucerne			Straw			Pasture		
	TW	LW	LY	TW	LW	LY	TW	LW	LY	TW	LW	LY
Darling Downs	230	nq	320	345	nq	455	135	nq	160	nq	nq	285
Central West NSW	175	nq	255	310	nq	360	140	nq	140	nq	nq	nq
Goulburn Valley	130	nq	215	230	nq	320	125	nq	115	nq	nq	160
South East SA	170	nq	235	260	nq	310	110	nq	120	nq	nq	200
South West WA	190	nq	225	485	nq	495	100	nq	100	175	nq	180
Source: Dairy Australia												

Tallow (A\$/tonne, delivered in store)	TW	LW	LY
Prime - Melbourne	1080	nq	nq
Prime - Brisbane	1080	nq	nq
Bleachable fancy	1020	nq	nq
Source: Trade			

Grain prices - Darling Downs (A\$/tonne)	TW	LW	LY
Wheat	225	nq	275
Barley	196	nq	254
Sorghum	221	nq	248

Grain prices - Riverina (A\$/tonne)	TW	LW	LY
Wheat	185	nq	276
Barley	158	nq	242
Source: Profarmer Australia			

US imported beef prices (CIF)		TW	LW	LY
Bull 95CL	US¢/lb	211.3	205.8	190.0
	A¢/kg	620.4	611.1	603.3
Cow 90CL	US¢/lb	199.5	197.5	179.5
	A¢/kg	585.9	586.6	570.0
CC/CF 85CL	US¢/lb	177.5	174.5	158.5
	A¢/kg	521.3	518.3	503.3
Shank 90CL	US¢/lb	201.5	199.5	180.5
	A¢/kg	591.8	592.5	573.1
Trim 85CL	US¢/lb	176.0	173.5	157.5
	A¢/kg	516.9	515.3	500.1
Trim 80CL	US¢/lb	162.0	162.0	141.0
	A¢/kg	475.8	481.1	447.7
Trim 75CL	US¢/lb	143.0	143.0	134.5
	A¢/kg	420.0	424.7	427.1
Trim 65CL	US¢/lb	nq	nq	94.5
	A¢/kg	nq	nq	300.1
Outside flats	US¢/lb	nq	nq	232.5
	A¢/kg	nq	nq	738.3
Knuckles	US¢/lb	232.5	237.5	247.5
	A¢/kg	682.8	705.4	785.9
Inside cap off	US¢/lb	272.5	267.5	292.5
	A¢/kg	800.3	794.5	928.8
Source: Steiner Consulting Group				



PLEASE NOTE
US imported beef prices are now reported only in CIF terms.
They are no longer converted to FAS terms.
Prices from LW in A¢/kg are revised to account for exchange rates from Friday-Sunday

