

Australian cattle slaughter and beef production

Monthly supply summary

April 2020

Cattle and calf slaughter

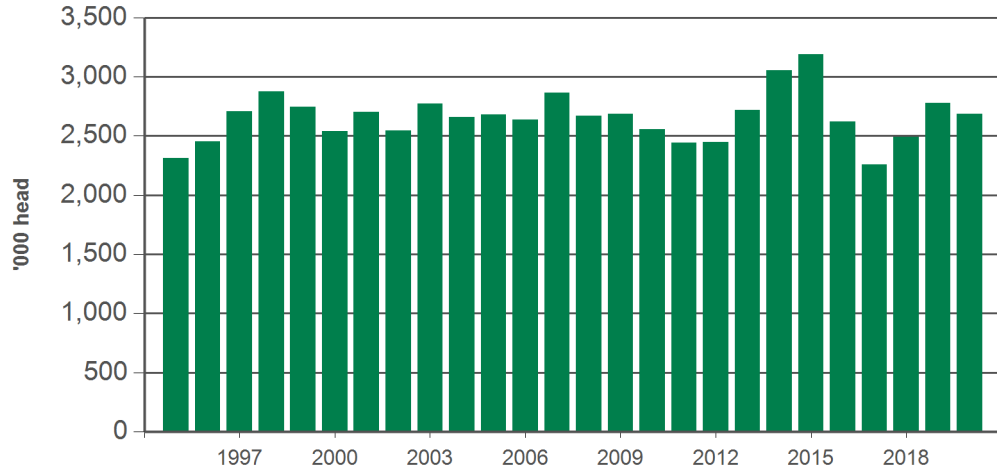
No.head		12-months ending April	Y-O-Y % chg.	2020 YTD	Y-O-Y % chg.	2020 April	M-O-M % chg.	Y-O-Y % chg.
CATTLE	Australia	8,417,062	4	2,565,792	-2	630,567	-4	2
	Queensland	3,830,467	3	1,116,805	-4	297,007	3	10
	NSW	1,815,517	-	564,675	-7	133,415	-3	-8
	Victoria	1,849,697	8	590,084	2	130,284	-16	-5
	SA	221,360	1	72,373	-	15,491	-16	-7
	WA	459,922	11	141,126	7	33,402	-16	2
	Tasmania	240,099	5	80,729	6	20,968	10	14
	Total	8,952,193	4	2,685,380	-3	668,090	-4	-1
CALF	Australia	535,131	5	119,588	-20	37,523	-6	-33
	Queensland	62,364	29	17,688	-4	4,036	0	0
	NSW	101,999	28	30,797	-5	6,983	-14	-9
	Victoria	326,145	-2	67,986	-25	25,766	-2	-37
	SA	228	-34	88	138	13	-63	-59
	WA	1,116	-42	328	77	55	-48	4
	Tasmania	43,279	-10	2,701	-67	670	-53	-81
	Total	8,952,193	4	2,685,380	-3	668,090	-4	-1

Beef and veal production

Tonnes cwt		12-months ending April	Y-O-Y % chg.	2020 YTD	Y-O-Y % chg.	2020 April	M-O-M % chg.	Y-O-Y % chg.
BEEF	Australia	2,403,961	3	747,965	-	180,626	-6	4
	Queensland	1,134,672	2	334,503	-3	86,433	0	10
	NSW	522,557	-	166,034	-4	39,227	-4	-6
	Victoria	495,539	10	165,248	8	36,182	-17	5
	SA	63,132	-	20,904	-	4,264	-20	-10
	WA	118,985	10	37,647	6	8,445	-21	-2
	Tasmania	69,075	5	23,630	10	6,075	10	19
	Total	2,431,236	4	755,465	-	182,525	-6	4
VEAL	Australia	27,275	23	7,500	-7	1,899	-8	-16
	Queensland	6,672	32	1,980	3	466	5	14
	NSW	13,322	37	3,998	-5	920	-13	-6
	Victoria	6,375	-2	1,434	-20	495	-5	-38
	SA	7	-5	2	100	0	-	-
	WA	95	22	26	117	3	-67	0
	Tasmania	803	-12	57	-65	14	-53	-80
	Total	2,431,236	4	755,465	-	182,525	-6	4

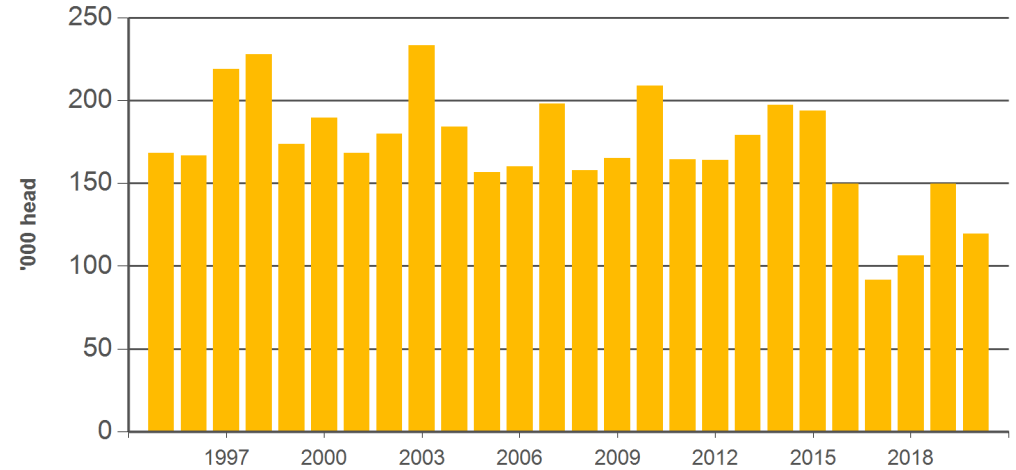
Source: ABS. CWT= Carcase weight. YTD = Calendar year-to-April. Y-O-Y = Year-on-year. M-O-M = Month-on-month. For further information email globalindustryinsights@mla.com.au.

Year-to-April adult cattle slaughter



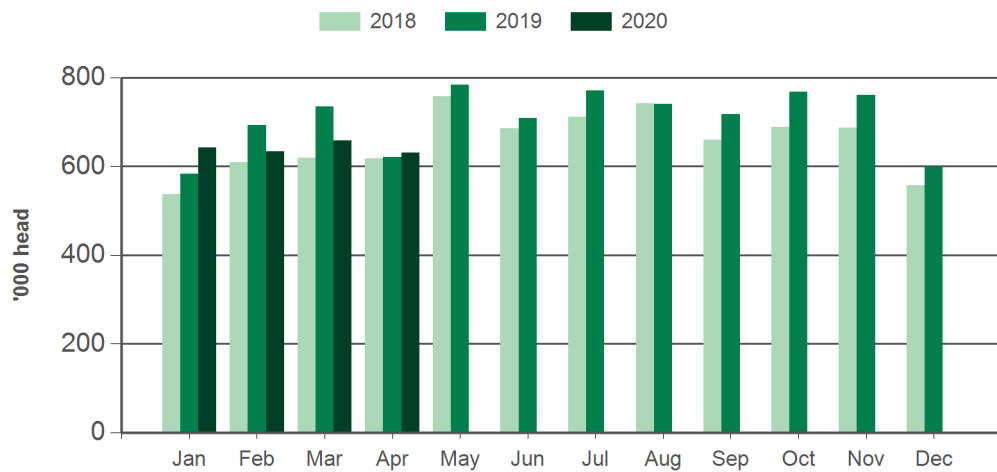
Source: ABS, Prepared by MLA

Year-to-April calf slaughter



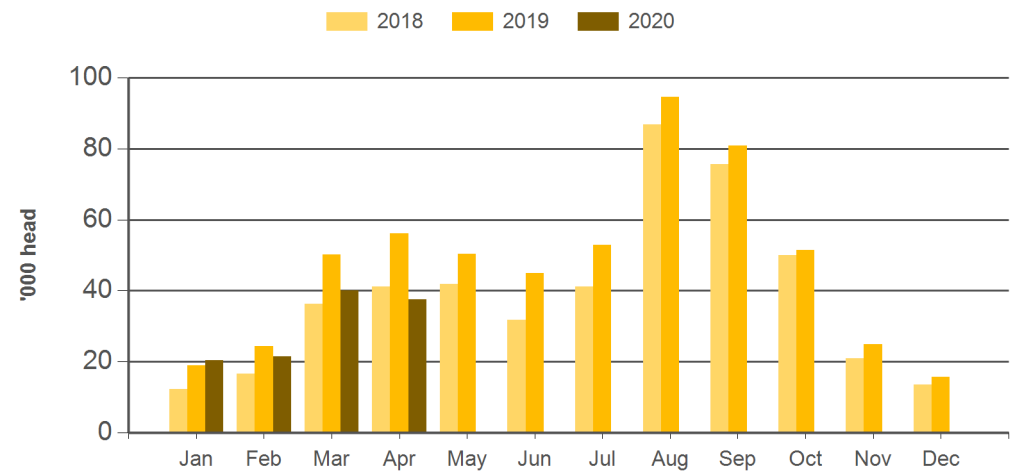
Source: ABS, Prepared by MLA

Monthly adult cattle slaughter



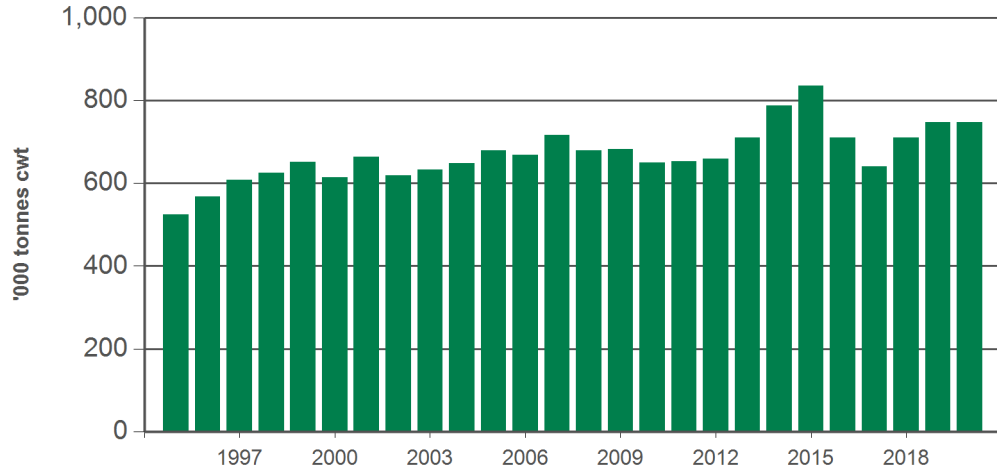
Source: ABS, Prepared by MLA

Monthly calf slaughter



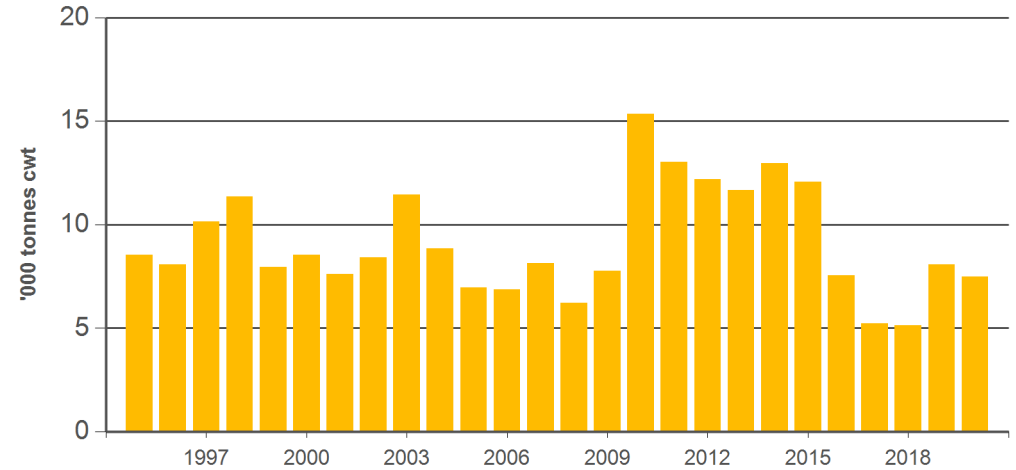
Source: ABS, Prepared by MLA

Year-to-April beef production



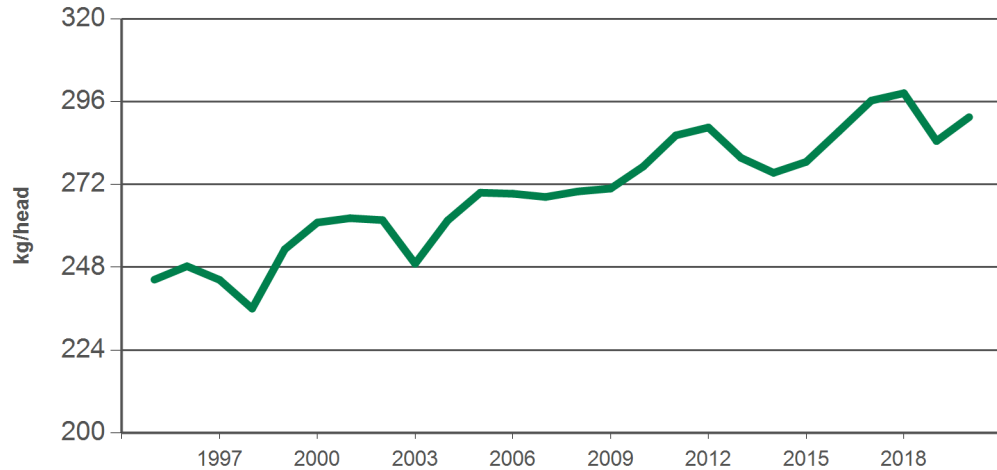
Source: ABS, Prepared by MLA

Year-to-April veal production



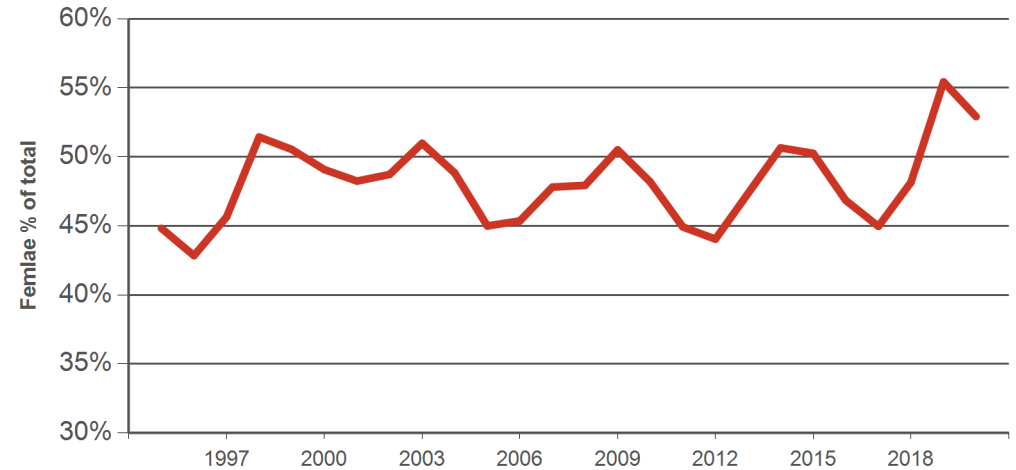
Source: ABS, Prepared by MLA

Year-to-April adult cattle carcass weights



Source: ABS, Prepared by MLA

Year-to-April female % of slaughter



Source: ABS, Prepared by MLA