

Australian cattle slaughter and beef production

Monthly supply summary

January 2020

Cattle and calf slaughter

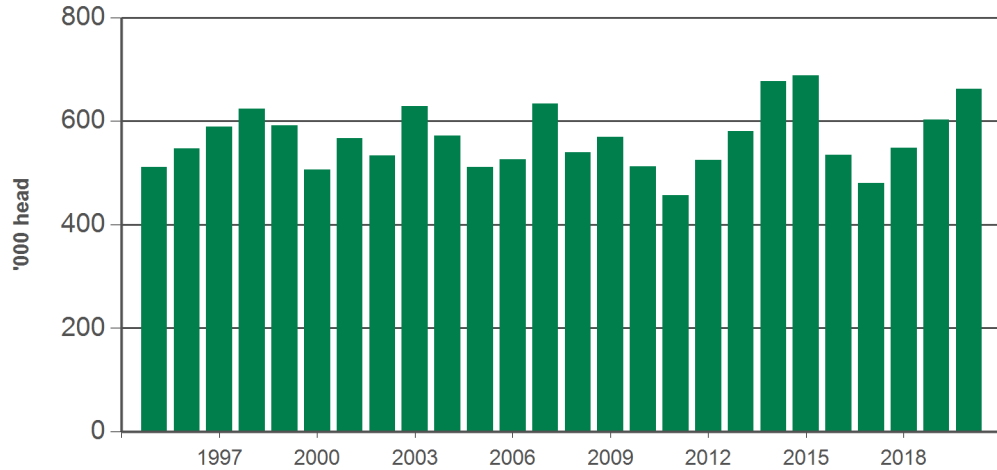
No.head		12-months ending January	Y-O-Y % chg.	2020 YTD	Y-O-Y % chg.	2020 January	M-O-M % chg.	Y-O-Y % chg.
CATTLE	Australia	8,540,712	8	642,373	10	642,373	7	10
	Queensland	3,910,294	7	263,393	13	263,393	6	13
	NSW	1,863,747	5	148,048	5	148,048	12	5
	Victoria	1,854,418	12	154,700	12	154,700	6	12
	SA	221,770	1	20,178	2	20,178	14	2
	WA	454,865	12	35,270	16	35,270	-10	16
	Tasmania	235,618	3	20,784	-	20,784	14	0
	Total	9,107,324	8	662,838	10	662,838	8	10
CALF	Australia	566,612	19	20,465	8	20,465	30	8
	Queensland	63,663	49	5,717	11	5,717	24	11
	NSW	103,508	45	8,629	-1	8,629	19	-1
	Victoria	349,355	12	5,928	21	5,928	64	21
	SA	209	-63	32	-	32	113	-
	WA	1,011	-48	96	66	96	-18	66
	Tasmania	48,866	4	63	-7	63	-60	-7
	Total	9,107,324	8	662,838	10	662,838	8	10

Beef and veal production

Tonnes cwt		12-months ending January	Y-O-Y % chg.	2020 YTD	Y-O-Y % chg.	2020 January	M-O-M % chg.	Y-O-Y % chg.
BEEF	Australia	2,422,201	5	188,711	11	188,711	10	11
	Queensland	1,153,986	4	80,912	13	80,912	11	13
	NSW	532,262	3	43,195	6	43,195	15	6
	Victoria	487,749	12	42,786	13	42,786	6	13
	SA	63,288	-1	5,943	4	5,943	18	4
	WA	117,933	11	9,625	15	9,625	-8	15
	Tasmania	66,978	-	6,249	2	6,249	14	2
	Total	2,450,228	6	190,674	11	190,674	10	11
VEAL	Australia	28,027	40	1,963	10	1,963	27	10
	Queensland	6,682	51	626	13	626	24	13
	NSW	13,504	60	1,111	-1	1,111	18	-1
	Victoria	6,841	11	214	104	214	171	104
	SA	7	-42	1	-	1	-	-
	WA	85	8	8	100	8	-27	100
	Tasmania	908	2	2	100	2	-33	100
	Total	2,450,228	6	190,674	11	190,674	10	11

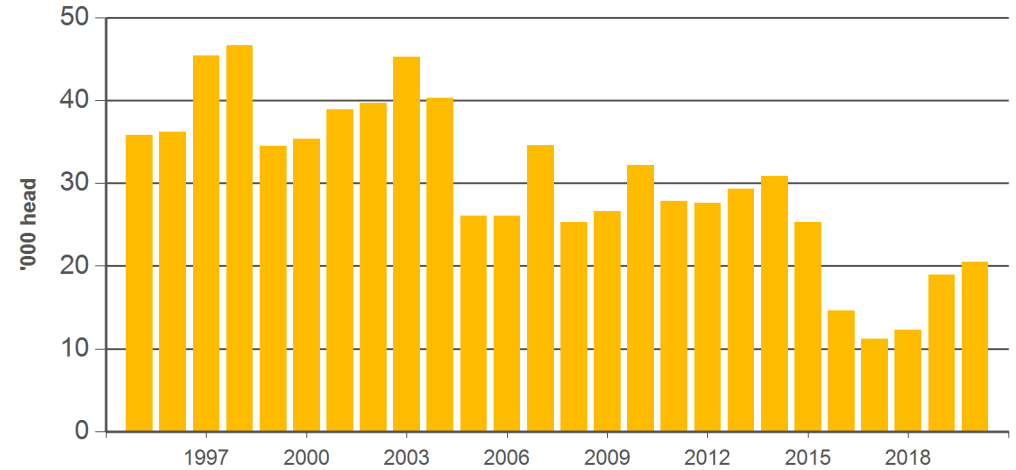
Source: ABS. CWT= Carcase weight. YTD = Calendar year-to-January. Y-O-Y = Year-on-year. M-O-M = Month-on-month. For further information email globalindustryinsights@mla.com.au.

Year-to-January adult cattle slaughter



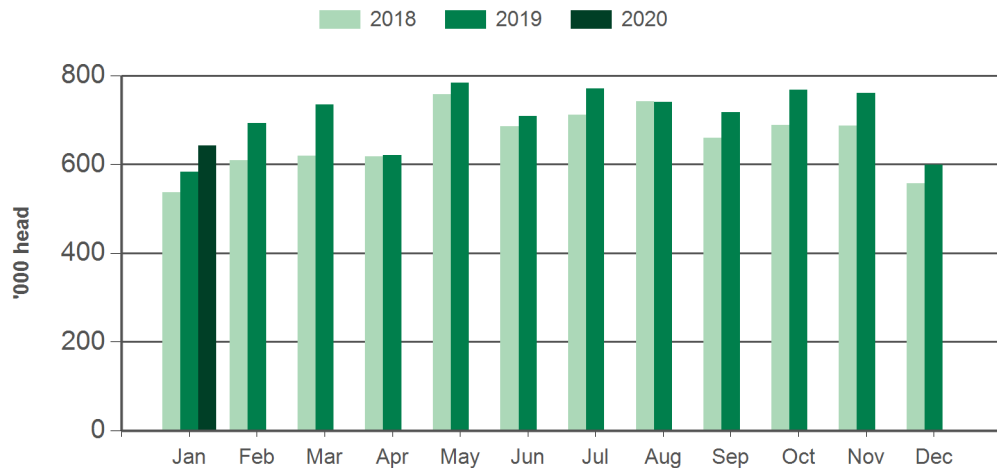
Source: ABS, Prepared by MLA

Year-to-January calf slaughter



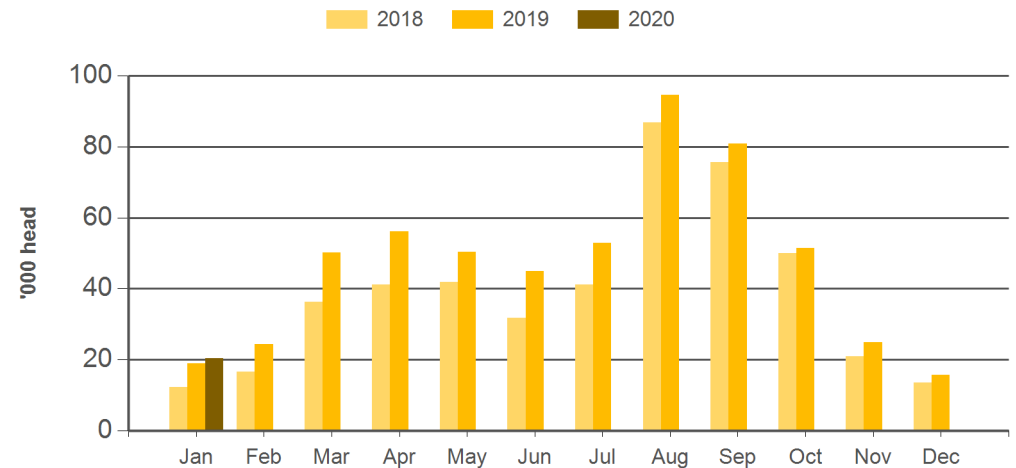
Source: ABS, Prepared by MLA

Monthly adult cattle slaughter



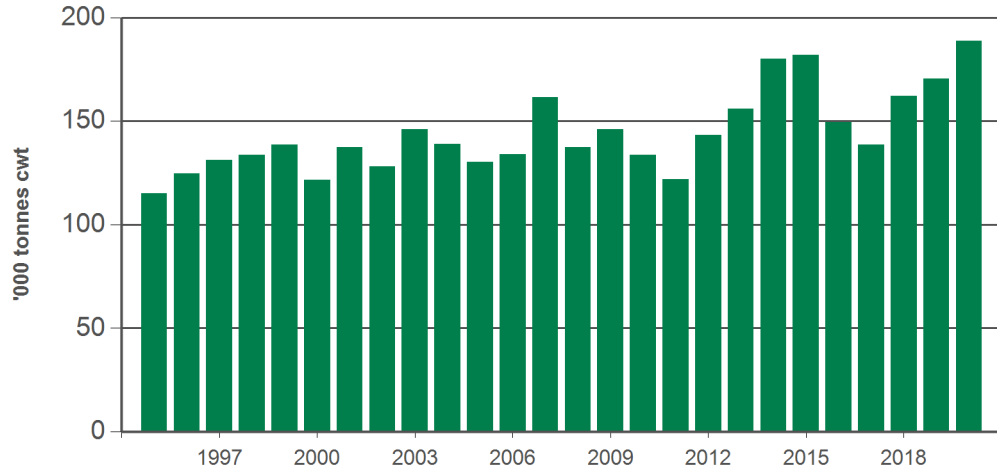
Source: ABS, Prepared by MLA

Monthly calf slaughter



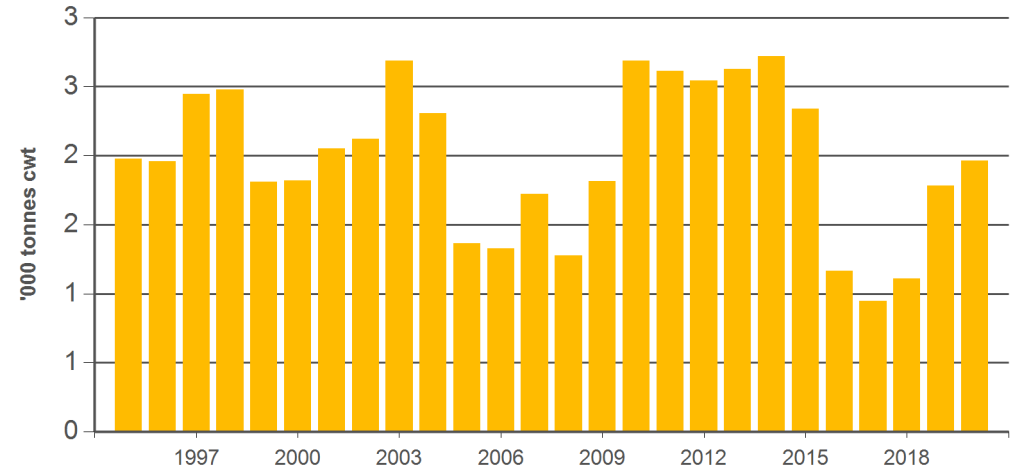
Source: ABS, Prepared by MLA

Year-to-January beef production



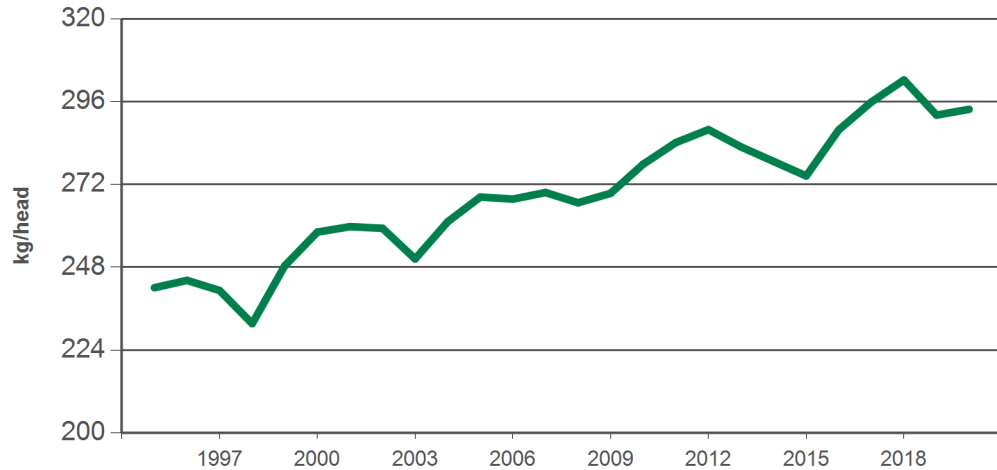
Source: ABS, Prepared by MLA

Year-to-January veal production



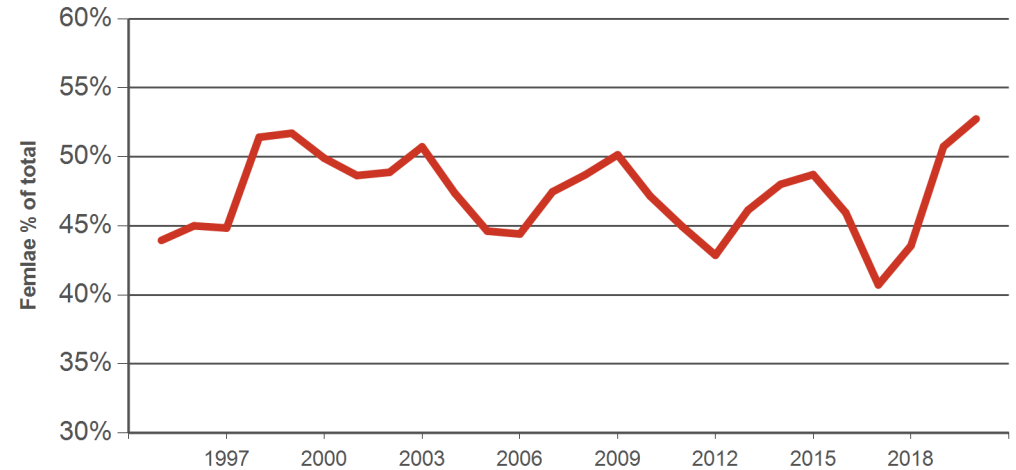
Source: ABS, Prepared by MLA

Year-to-January adult cattle carcass weights



Source: ABS, Prepared by MLA

Year-to-January female % of slaughter



Source: ABS, Prepared by MLA