

# Australian sheep slaughter and production

## Monthly supply summary

### January 2020

#### Sheep and lamb slaughter

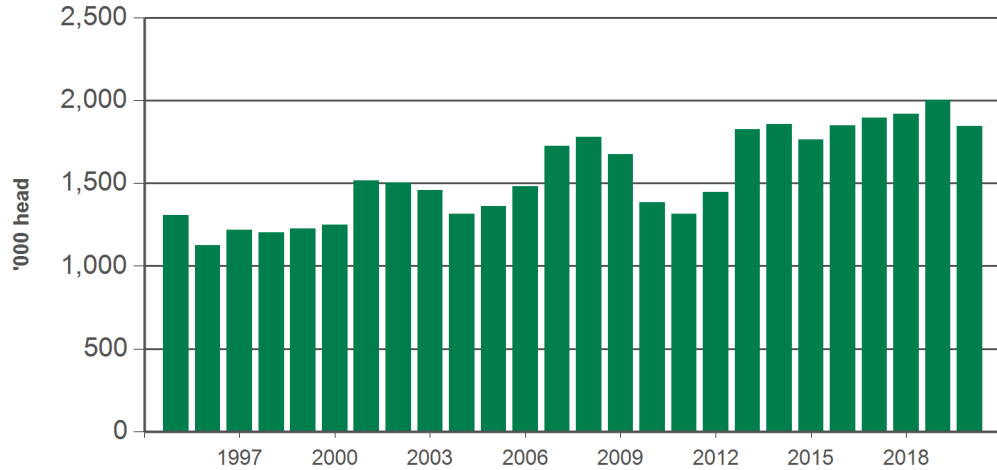
'000 head		12-months ending January	Y-O-Y % chg.	2020 YTD	Y-O-Y % chg.	2020 January	M-O-M % chg.	Y-O-Y % chg.
<b>S H E E P</b>	Australia	9,449	-2	932	13	932	1	13
	NSW	2,879	4	281	27	281	-8	27
	Victoria	3,771	-11	372	-	372	5	0
	Queensland	125	8	6	-32	6	-10	-32
	SA	779	-30	45	-39	45	-8	-39
	WA	1,760	35	207	44	207	8	44
	Tasmania	136	37	22	94	22	59	94
<b>L A M B</b>	Australia	21,468	-6	1,847	-8	1,847	8	-8
	NSW	4,940	-2	403	-7	403	7	-7
	Victoria	11,290	-6	994	-5	994	6	-5
	Queensland	81	14	9	38	9	56	38
	SA	2,327	-8	202	-18	202	12	-18
	WA	2,519	-11	213	-13	213	16	-13
	Tasmania	312	-22	25	-2	25	-11	-2
<b>TOTAL</b>	<b>30,917</b>	<b>-5</b>	<b>2,779</b>	<b>-2</b>	<b>2,779</b>	<b>6</b>	<b>-2</b>	

#### Sheepmeat production

Tonnes cwt		12-months ending January	Y-O-Y % chg.	2020 YTD	Y-O-Y % chg.	2020 January	M-O-M % chg.	Y-O-Y % chg.
<b>M U T T O N</b>	Australia	231,504	2	22,635	17	22,635	-2	17
	NSW	77,114	12	7,545	47	7,545	-13	47
	Victoria	87,310	-9	8,523	1	8,523	1	1
	Queensland	2,711	17	122	-33	122	-10	-33
	SA	18,670	-30	1,026	-42	1,026	-7	-42
	WA	43,100	34	4,976	43	4,976	10	43
	Tasmania	2,599	31	442	86	442	64	86
<b>L A M B</b>	Australia	501,103	-2	43,820	-4	43,820	12	-4
	NSW	124,371	2	10,397	-2	10,397	12	-2
	Victoria	256,627	-2	22,815	-2	22,815	9	-2
	Queensland	1,689	16	192	31	192	55	31
	SA	58,971	-3	5,258	-14	5,258	19	-14
	WA	53,325	-8	4,664	-11	4,664	21	-11
	Tasmania	6,118	-25	494	-2	494	-10	-2
<b>TOTAL</b>	<b>732,607</b>	<b>-1</b>	<b>66,455</b>	<b>2</b>	<b>66,455</b>	<b>7</b>	<b>2</b>	

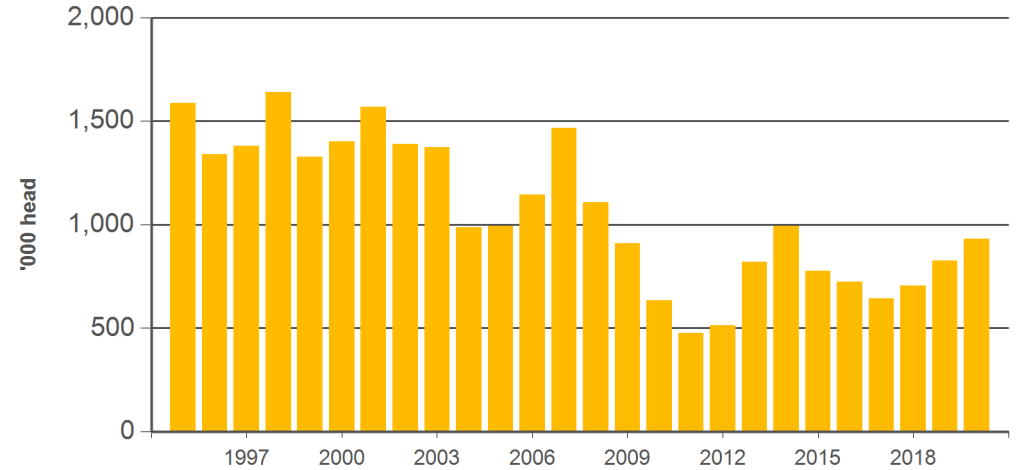
Source: ABS. CWT = carcase weight. YTD = Calendar year-to-January. Y-O-Y = Year-on-year. M-O-M = Month-on-month. For further information email [globalindustryinsights@mla.com.au](mailto:globalindustryinsights@mla.com.au).

**Year-to-January lamb slaughter**



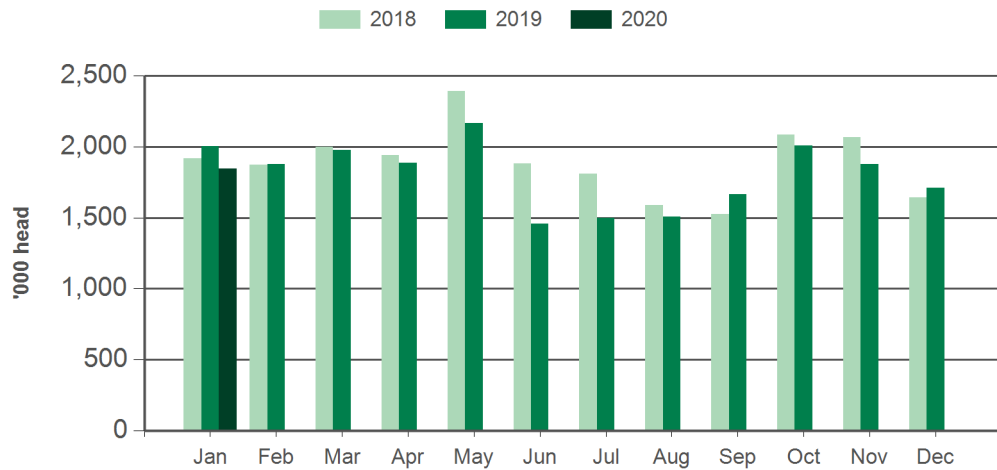
Source: ABS, Prepared by MLA

**Year-to-January sheep slaughter**



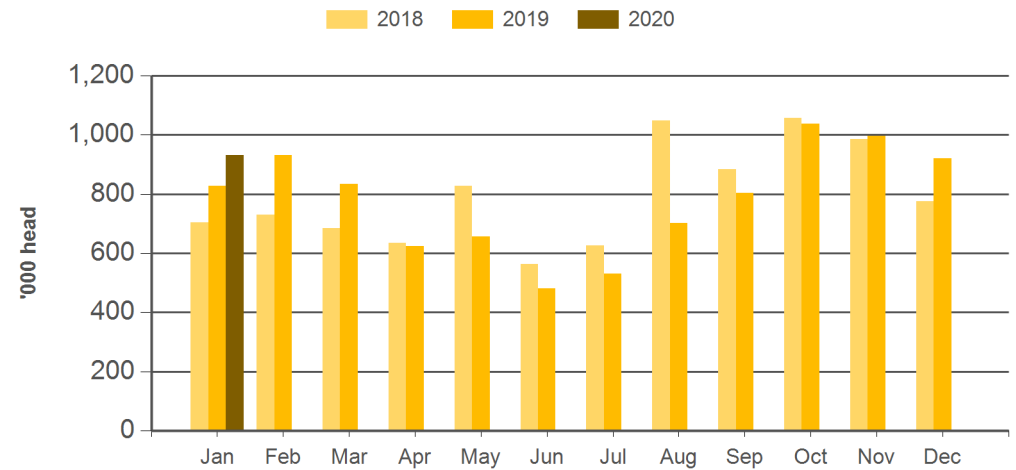
Source: ABS, Prepared by MLA

**Monthly lamb slaughter**



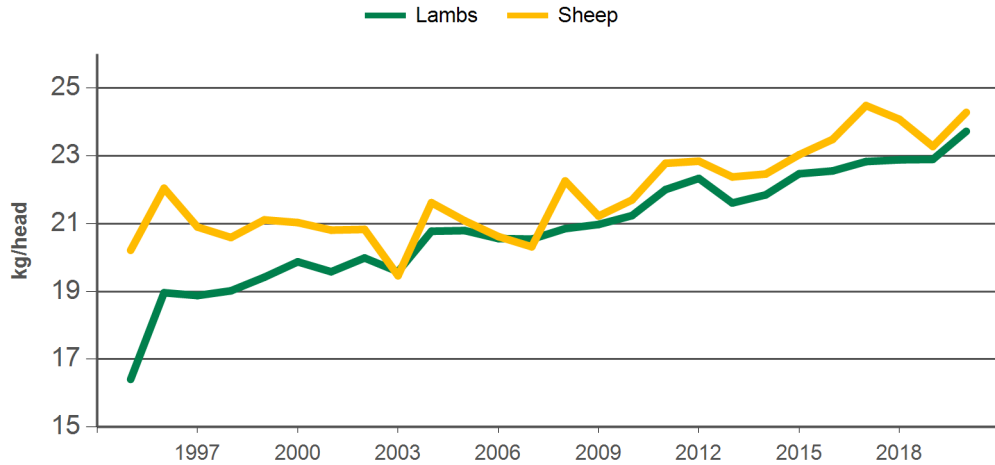
Source: ABS, Prepared by MLA

**Monthly sheep slaughter**



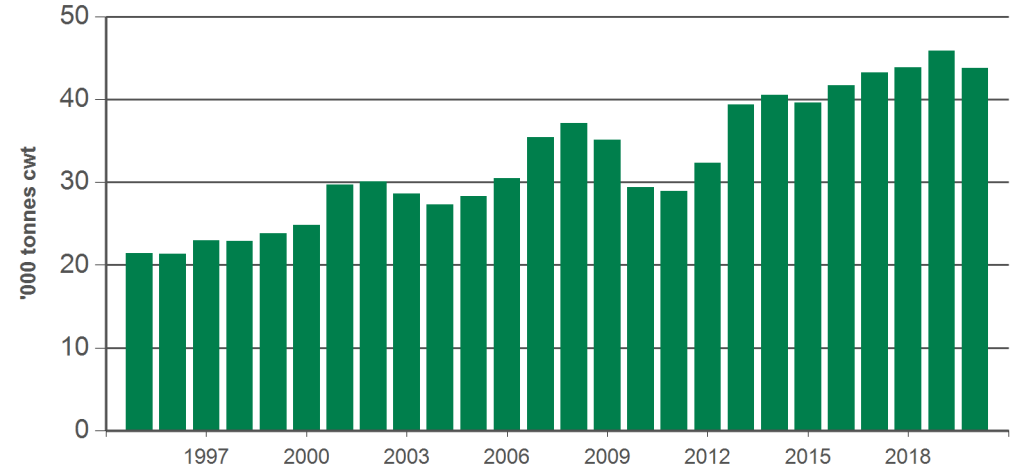
Source: ABS, Prepared by MLA

**Year-to-January lamb and sheep carcase weights**



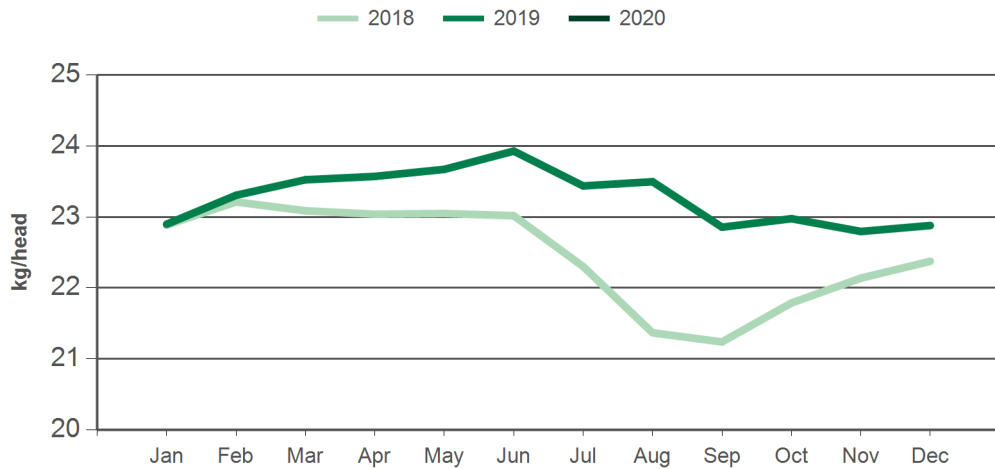
Source: ABS, Prepared by MLA

**Year-to-January lamb production**



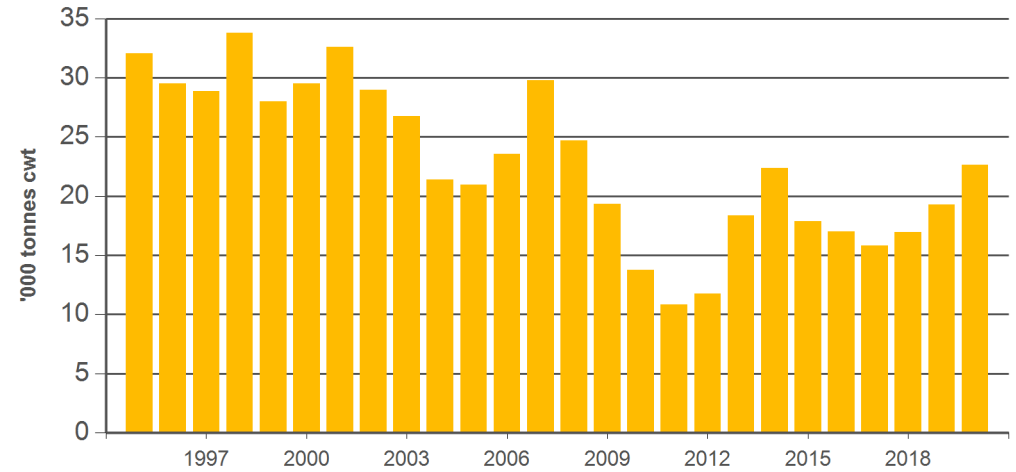
Source: ABS, Prepared by MLA

**Monthly lamb carcase weights**



Source: ABS, Prepared by MLA

**Year-to-January mutton production**



Source: ABS, Prepared by MLA