

12-months ending September

Volume (tonnes swt)	Chilled		Frozen		Total	
	12-months ending September	Y-O-Y % chg.	12-months ending September	Y-O-Y % chg.	12-months ending September	Y-O-Y % chg.
Total	6,268	11	8,592	-4	14,860	2
Lamb	6,181	11	3,776	-3	9,958	5
Mutton	87	50	4,816	-5	4,903	-4

Calendar year-to-September

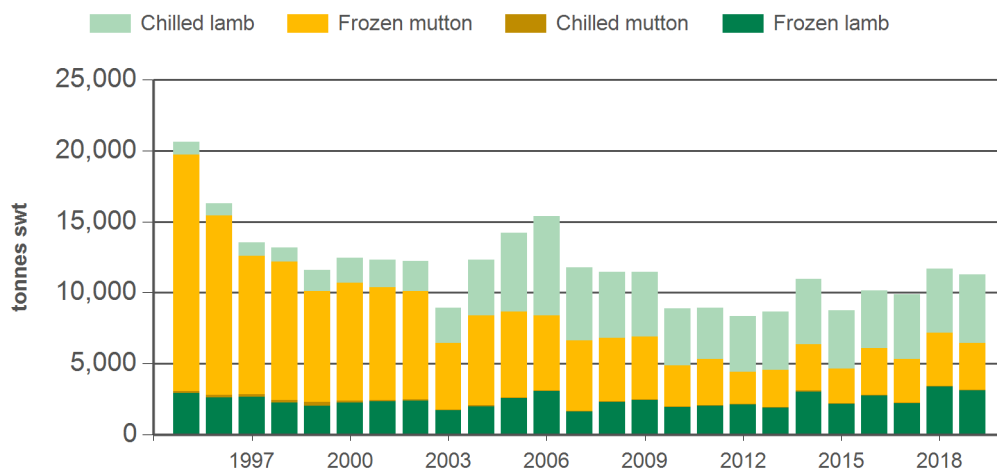
Chilled		Frozen		Total	
2019 YTD	Y-O-Y % chg.	2019 YTD	Y-O-Y % chg.	2019 YTD	Y-O-Y % chg.
4,861	7	6,396	-10	11,258	-4
4,792	6	3,099	-9	7,891	-
70	54	3,297	-11	3,367	-11

Month of September

Chilled			Frozen			Total		
2019 September	M-O-M % chg.	Y-O-Y % chg.	2019 September	M-O-M % chg.	Y-O-Y % chg.	2019 September	M-O-M % chg.	Y-O-Y % chg.
451	-14	20	481	-19	63	932	-17	39
438	-15	19	223	-19	233	661	-17	52
13	115	123	258	-19	13	271	-17	16

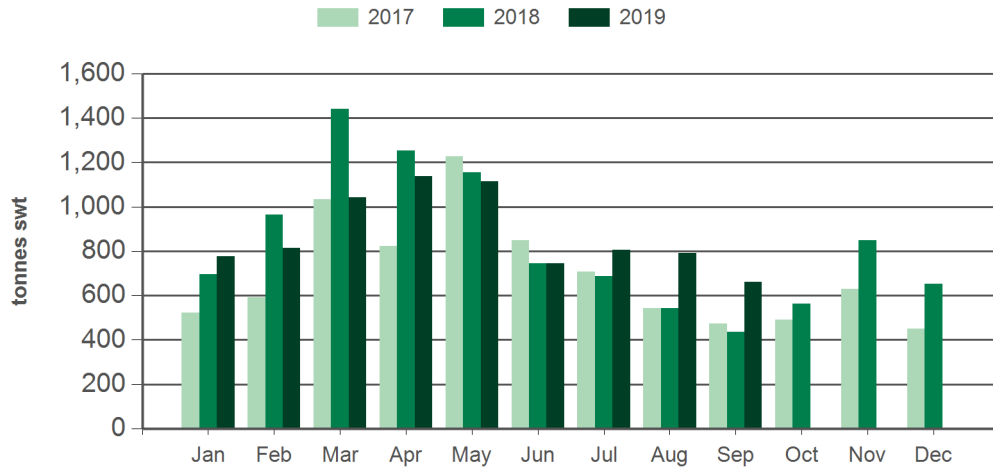
Source: DAWR. YTD = Calendar year-to-September. Y-O-Y = Year-on-year. M-O-M = Month-on-month. SWT = Shipped weight. For further information email globalindustryinsights@mla.com.au.

Year-to-September sheepmeat exports to Japan



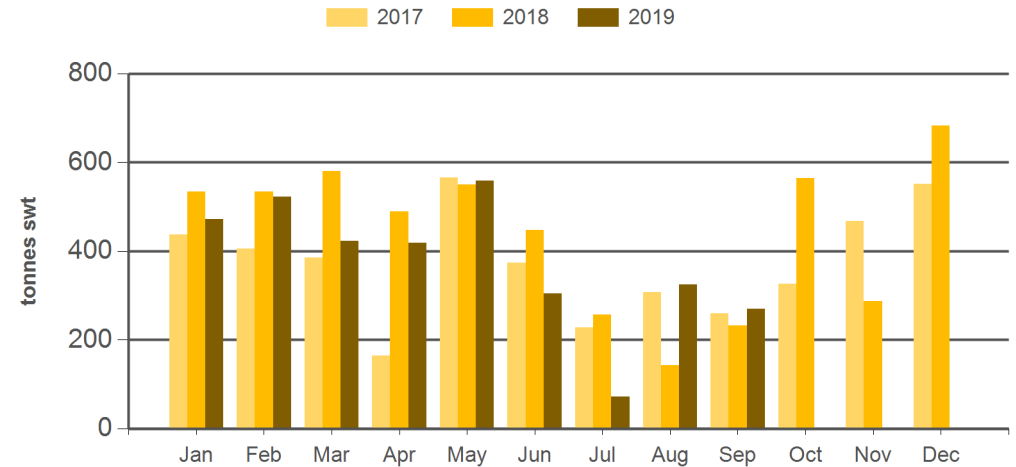
Source: DAWR, Prepared by MLA

Monthly lamb exports to Japan



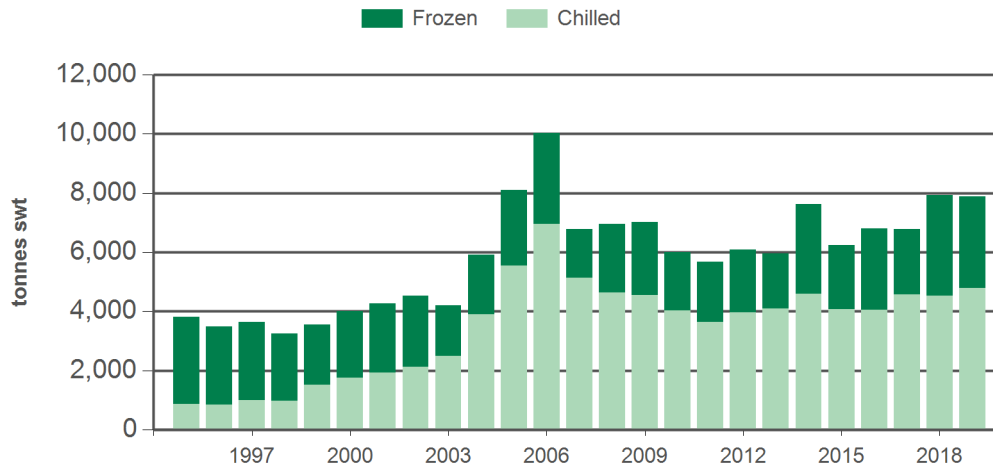
Source: DAWR, Prepared by MLA

Monthly mutton exports to Japan



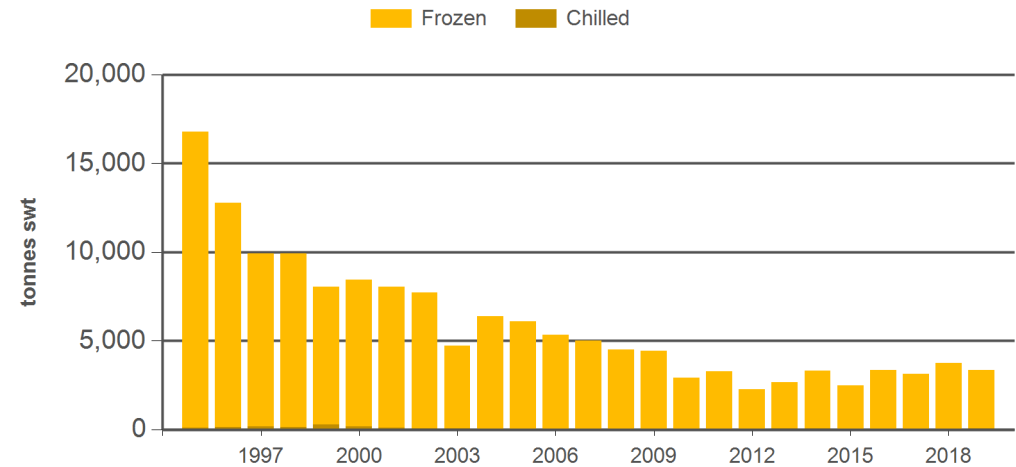
Source: DAWR, Prepared by MLA

Year-to-September lamb exports to Japan



Source: DAWR, Prepared by MLA

Year-to-September mutton exports to Japan



Source: DAWR, Prepared by MLA

Historical sheepmeat exports - Calendar year totals

Volume (tonnes swt)	2004	2005	2006	2007	2008	2009	2010	2011	2012	2013	2014	2015	2016	2017	2018	2019 YTD	Y-O-Y % chg.
Total	15,890	19,129	18,698	15,498	16,962	13,939	11,474	11,885	10,851	11,484	15,243	11,711	13,222	12,820	15,292	11,258	-4
Lamb	7,234	10,928	11,879	8,515	9,876	8,338	7,689	7,381	7,687	7,697	10,127	7,977	8,640	8,345	9,988	7,891	0
Mutton	8,656	8,201	6,819	6,983	7,086	5,602	3,785	4,505	3,164	3,787	5,116	3,733	4,582	4,475	5,304	3,367	-11

Source: DAWR. YTD = Calendar year-to-September. SWT = Shipped weight. For further information email globalindustryinsights@mla.com.au.

NEED MORE INFORMATION?



Click here for further prices and market information:
<http://www.mla.com.au/prices-markets>



To download all historical data, click here to access MLA's statistics database:
<http://statistics.mla.com.au>



Email marketinfo@mla.com.au to subscribe to this or any other of MLA's market information reports