

12-months ending September

Volume (tonnes swt)	Chilled		Frozen		Total	
	12-months ending September	Y-O-Y % chg.	12-months ending September	Y-O-Y % chg.	12-months ending September	Y-O-Y % chg.
Total	4,022	18	10,701	-9	14,722	-3
Lamb	4,020	17	9,021	-8	13,041	-1
Mutton	2		1,680	-15	1,681	-15

Calendar year-to-September

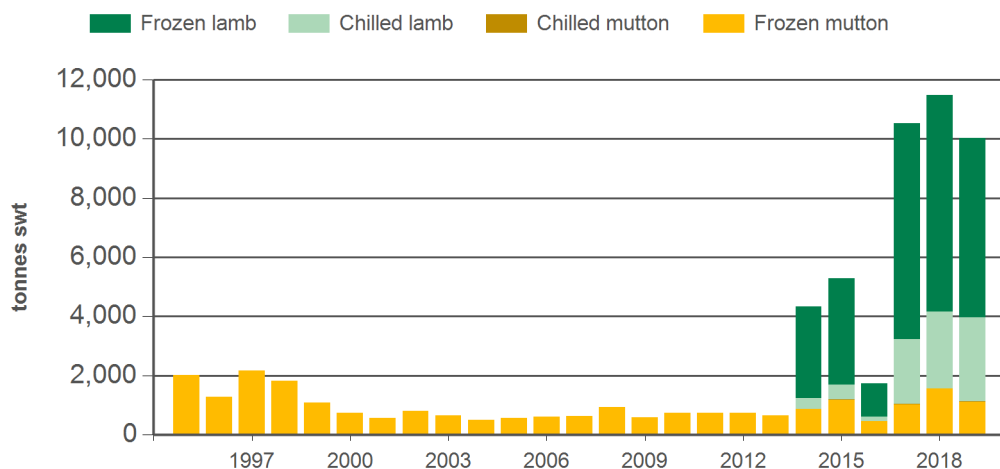
Chilled		Frozen		Total	
2019 YTD	Y-O-Y % chg.	2019 YTD	Y-O-Y % chg.	2019 YTD	Y-O-Y % chg.
2,821	8	7,206	-19	10,027	-13
2,820	8	6,071	-17	8,891	-10
2	-	1,135	-27	1,136	-27

Month of September

Chilled			Frozen			Total		
2019 September	M-O-M % chg.	Y-O-Y % chg.	2019 September	M-O-M % chg.	Y-O-Y % chg.	2019 September	M-O-M % chg.	Y-O-Y % chg.
283	4	14	628	9	-19	911	7	-11
283	4	14	476	29	-26	759	19	-15
-	-	-	152	-27	14	152	-27	14

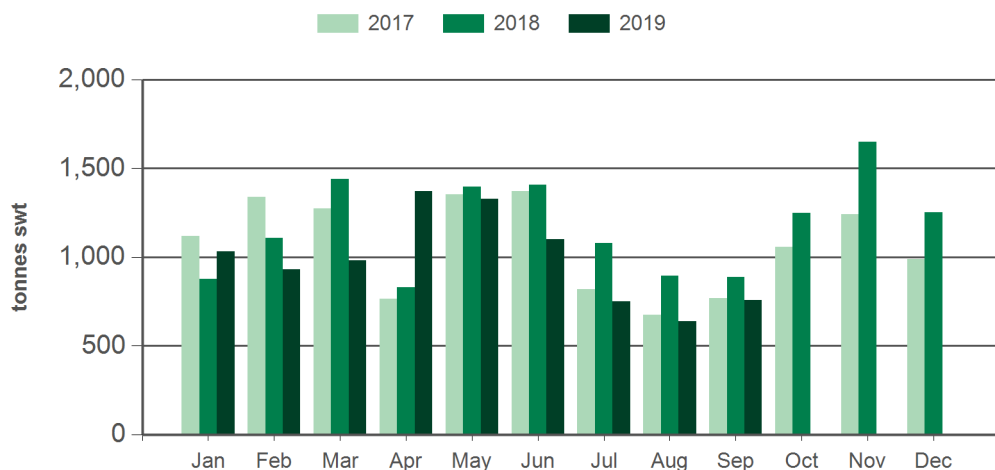
Source: DAWR. YTD = Calendar year-to-September. Y-O-Y = Year-on-year. M-O-M = Month-on-month. SWT = Shipped weight. For further information email globalindustryinsights@mla.com.au.

Year-to-September sheepmeat exports to Korea



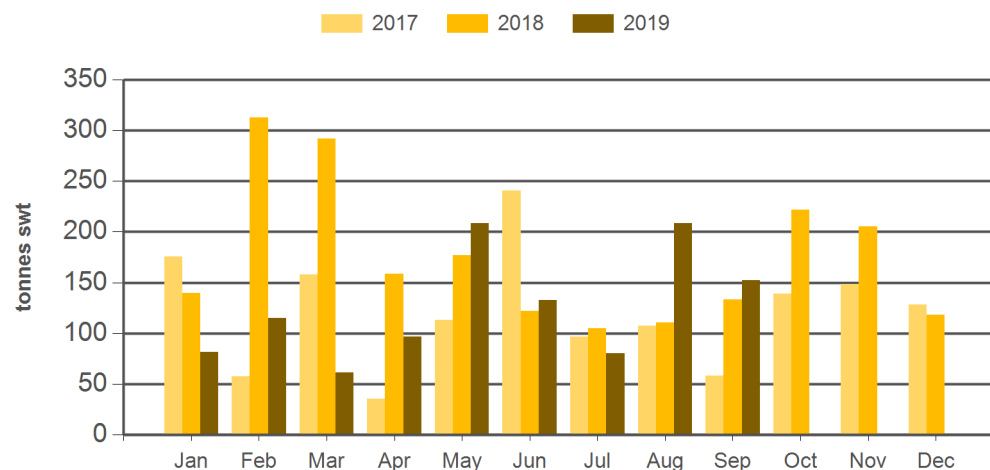
Source: DAWR, Prepared by MLA

Monthly lamb exports to Korea



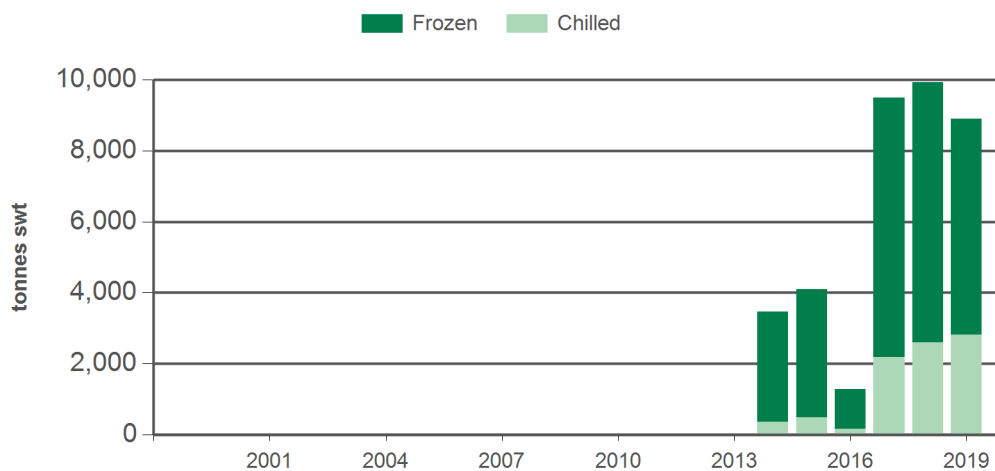
Source: DAWR, Prepared by MLA

Monthly mutton exports to Korea



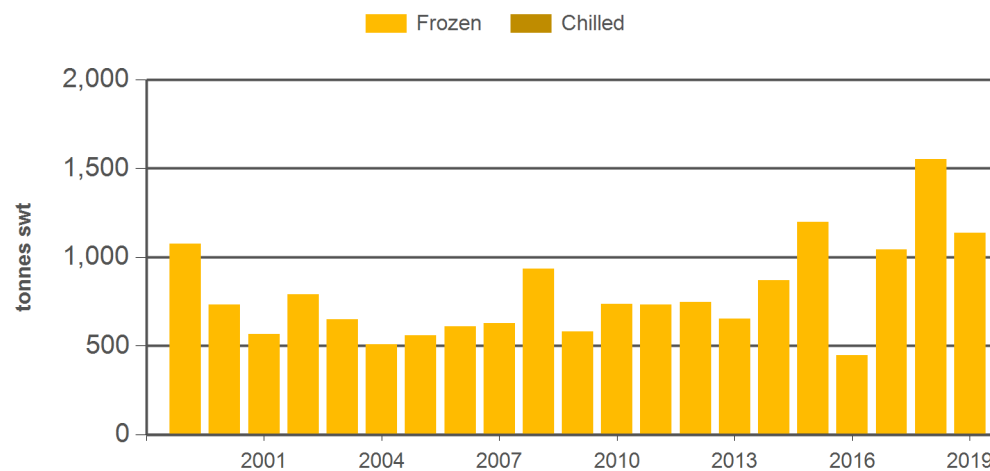
Source: DAWR, Prepared by MLA

Year-to-September lamb exports to Korea



Source: DAWR, Prepared by MLA

Year-to-September mutton exports to Korea



Source: DAWR, Prepared by MLA

Historical sheepmeat exports - Calendar year totals

Volume (tonnes swt)	2004	2005	2006	2007	2008	2009	2010	2011	2012	2013	2014	2015	2016	2017	2018	2019 YTD	Y-O-Y % chg.
Total	683	694	800	776	1,181	703	973	972	950	991	6,114	6,126	1,723	14,235	16,172	10,027	-13
Lamb	0	0	0	0	0	0	0	0	0	0	4,837	4,829	1,277	12,777	14,076	8,891	-10
Mutton	683	694	800	776	1,181	703	973	972	950	991	1,277	1,298	447	1,458	2,096	1,136	-27

Source: DAWR. YTD = Calendar year-to-September. SWT = Shipped weight. For further information email globalindustryinsights@mla.com.au.

NEED MORE INFORMATION?



Click here for further prices and market information:
<http://www.mla.com.au/prices-markets>



To download all historical data, click here to access MLA's statistics database:
<http://statistics.mla.com.au>



Email marketinfo@mla.com.au to subscribe to this or any other of MLA's market information reports