

#### European Union (EU-27)

##### 12-months ending July

Volume (tonnes swt)	Chilled		Frozen		Total	
	12-months ending July	Y-O-Y % chg.	12-months ending July	Y-O-Y % chg.	12-months ending July	Y-O-Y % chg.
Total	6,104	-5	825	159	6,929	3
Grainfed	5,568	-10	812	166	6,380	-1
Grassfed	535	96	13	2	548	92

##### Calendar year-to-July

Chilled		Frozen		Total	
2022 YTD	Y-O-Y % chg.	2022 YTD	Y-O-Y % chg.	2022 YTD	Y-O-Y % chg.
3,607	-11	637	650	4,244	3
3,350	-15	624	765	3,974	-1
257	102	13	2	270	93

##### Month of July

Chilled			Frozen			Total		
2022 July	M-O-M % chg.	Y-O-Y % chg.	2022 July	M-O-M % chg.	Y-O-Y % chg.	2022 July	M-O-M % chg.	Y-O-Y % chg.
576	22	19	216	132	-	792	40	64
559	51	24	216	132	-	775	67	71
17	-84	-44	-	-	-	17	-84	-44

#### United Kingdom

##### 12-months ending July

Volume (tonnes swt)	Chilled		Frozen		Total	
	12-months ending July	Y-O-Y % chg.	12-months ending July	Y-O-Y % chg.	12-months ending July	Y-O-Y % chg.
Total	820	-	141	74	962	7
Grainfed	670	2	141	74	811	10
Grassfed	151	-8	-	-	151	-8

##### Calendar year-to-July

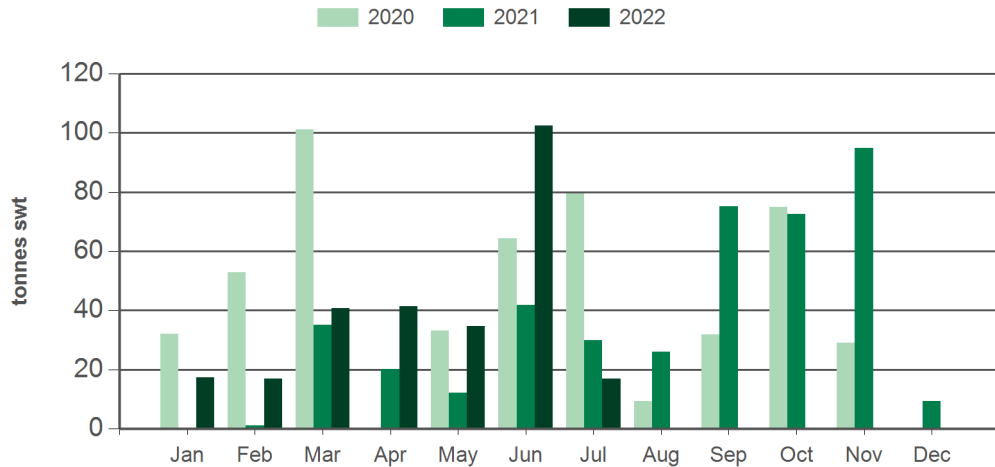
Chilled		Frozen		Total	
2022 YTD	Y-O-Y % chg.	2022 YTD	Y-O-Y % chg.	2022 YTD	Y-O-Y % chg.
412	-12	62	-14	474	-12
404	23	62	-14	466	16
8	-94	-	-	8	-94

##### Month of July

Chilled			Frozen			Total		
2022 July	M-O-M % chg.	Y-O-Y % chg.	2022 July	M-O-M % chg.	Y-O-Y % chg.	2022 July	M-O-M % chg.	Y-O-Y % chg.
67	-10	-69	21	-	82	88	17	-62
65	-13	-39	21	-	82	86	15	-28
2	-	-98	-	-	-	2	-	-98

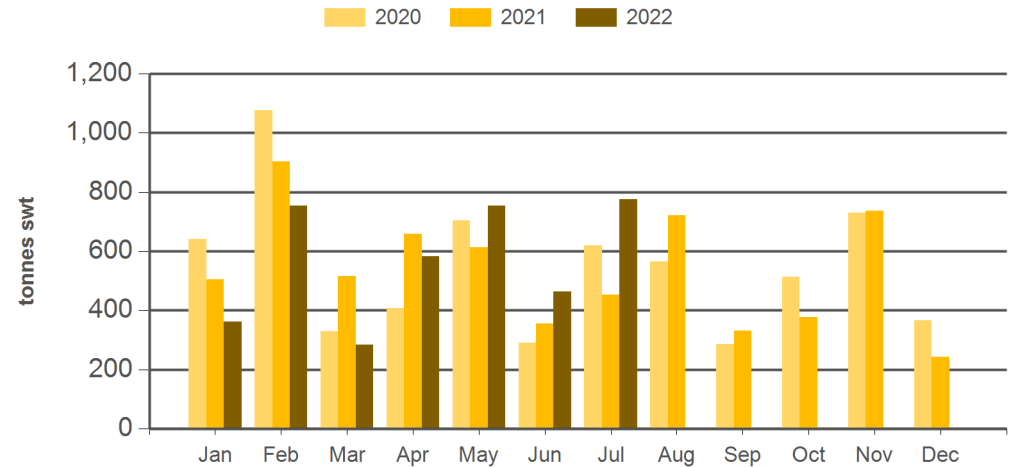
Source: DAWR. SWT = Shipped weight. YTD = Calendar year-to-July. Y-O-Y = Year-on-year. M-O-M = Month-on-month. Grainfed is the prefix for grainfed beef. Grassfed is the prefix for grassfed beef. For further information email [globalindustryinsights@mla.com.au](mailto:globalindustryinsights@mla.com.au).

#### Monthly grassfed beef exports to the EU



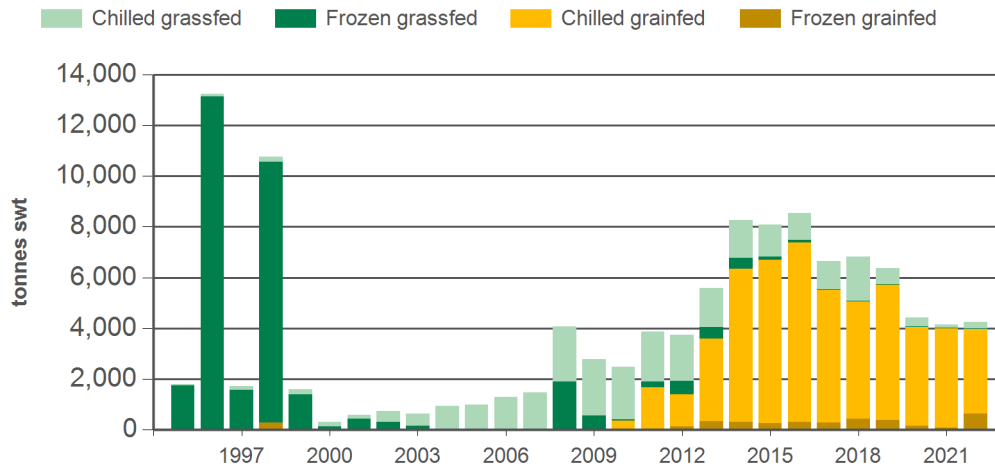
Source: DAWR, Prepared by MLA

#### Monthly grainfed beef exports to the EU



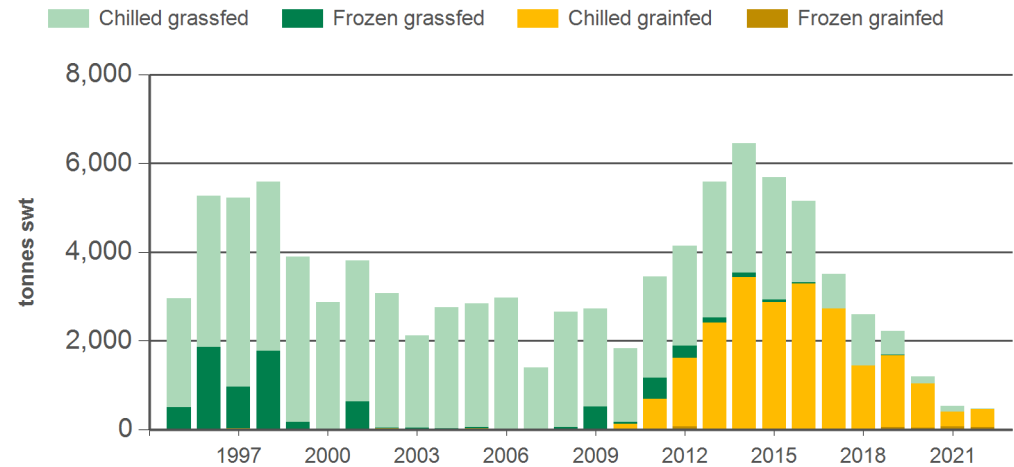
Source: DAWR, Prepared by MLA

#### Year-to-July beef exports to the EU



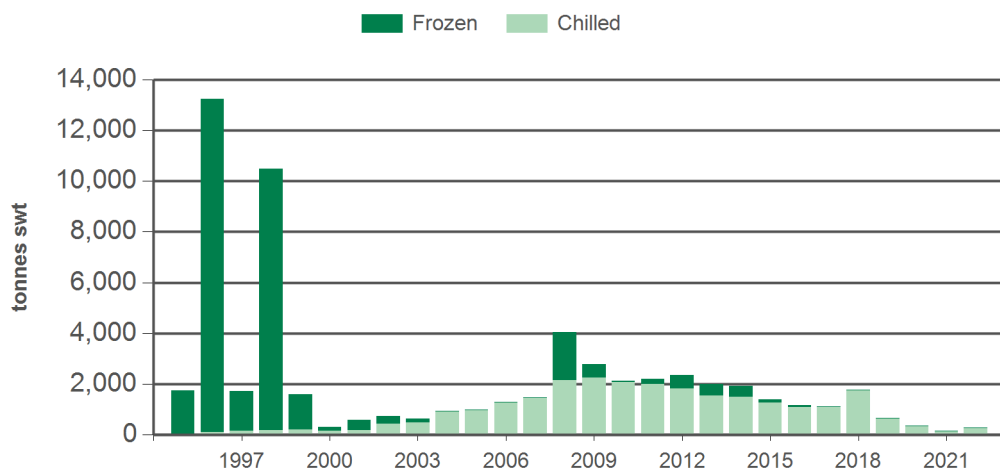
Source: DAWR, Prepared by MLA

#### Year-to-July beef exports to the UK



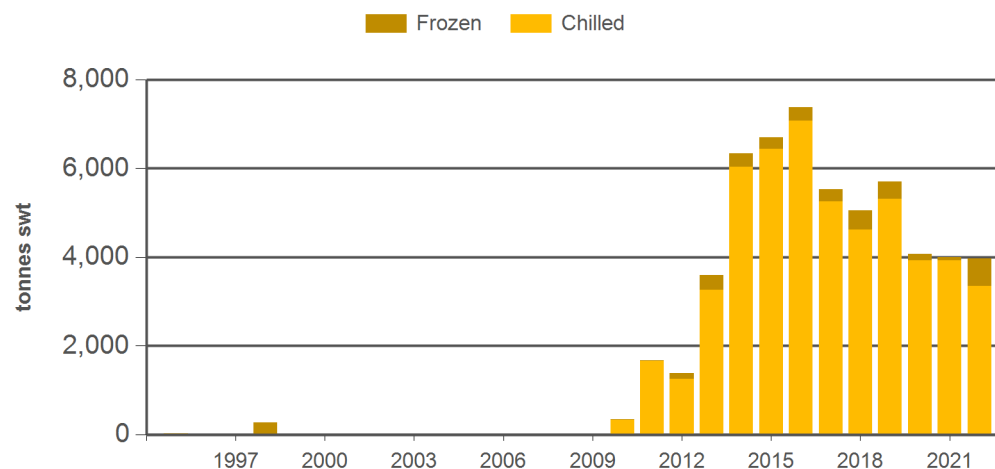
Source: DAWR, Prepared by MLA

#### Year-to-July grassfed beef exports to the EU



Source: DAWR, Prepared by MLA

#### Year-to-July grainfed beef exports to the EU



Source: DAWR, Prepared by MLA

#### Historical beef exports to the European Union (EU-27) - Calendar year totals

Volume (tonnes swt)	2007	2008	2009	2010	2011	2012	2013	2014	2015	2016	2017	2018	2019	2020	2021	2022 YTD	Y-O-Y % chg.
Total	2,466	6,407	4,426	5,007	6,139	7,239	9,723	14,023	13,984	13,142	11,832	11,272	10,454	7,024	6,825	4,244	3
Grainfed	8	36	9	1,966	2,836	3,662	6,689	11,029	11,513	11,165	9,526	8,597	8,998	6,523	6,407	3,974	-1
Grassfed	2,458	6,371	4,417	3,041	3,303	3,577	3,034	2,995	2,472	1,977	2,307	2,674	1,456	501	418	270	93

#### Historical beef exports to the United Kingdom - Calendar year totals

Volume (tonnes swt)	2007	2008	2009	2010	2011	2012	2013	2014	2015	2016	2017	2018	2019	2020	2021	2022 YTD	Y-O-Y % chg.
Total	3,487	5,468	4,881	4,878	6,698	7,710	10,204	10,595	9,460	7,699	6,041	4,395	3,604	1,567	1,027	474	-12
Grainfed	0	1	4	580	1,388	2,600	4,812	5,455	4,615	4,814	4,371	2,556	2,646	1,379	746	466	16
Grassfed	3,487	5,468	4,877	4,298	5,309	5,110	5,391	5,141	4,845	2,884	1,670	1,839	958	188	281	8	-94

Source: DAWR. YTD = Calendar year-to-July. Grainfed is the prefix for grainfed beef. Grassfed is the prefix for grassfed beef. For further information email [globalindustryinsights@mla.com.au](mailto:globalindustryinsights@mla.com.au).