

#### 12-months ending July

Volume (tonnes swt)	Chilled		Frozen		Total	
	12-months ending July	Y-O-Y % chg.	12-months ending July	Y-O-Y % chg.	12-months ending July	Y-O-Y % chg.
<b>Total</b>	85,949	<b>-19</b>	138,842	<b>-2</b>	224,791	<b>-9</b>
<b>Grainfed</b>	72,597	<b>-15</b>	48,770	<b>13</b>	121,367	<b>-6</b>
<b>Grassfed</b>	13,352	<b>-32</b>	90,072	<b>-8</b>	103,424	<b>-12</b>

#### Calendar year-to-July

Chilled		Frozen		Total	
2022 YTD	Y-O-Y % chg.	2022 YTD	Y-O-Y % chg.	2022 YTD	Y-O-Y % chg.
47,734	<b>-19</b>	79,327	<b>3</b>	127,061	<b>-7</b>
39,824	<b>-16</b>	29,619	<b>21</b>	69,443	<b>-4</b>
7,910	<b>-28</b>	49,709	<b>-6</b>	57,618	<b>-10</b>

#### Month of July

Chilled			Frozen			Total		
2022 July	M-O-M % chg.	Y-O-Y % chg.	2022 July	M-O-M % chg.	Y-O-Y % chg.	2022 July	M-O-M % chg.	Y-O-Y % chg.
6,026	<b>-15</b>	<b>-33</b>	12,524	<b>-19</b>	<b>-18</b>	18,551	<b>-18</b>	<b>-23</b>
5,073	<b>-15</b>	<b>-32</b>	4,251	<b>-19</b>	<b>-16</b>	9,325	<b>-17</b>	<b>-25</b>
953	<b>-14</b>	<b>-37</b>	8,273	<b>-18</b>	<b>-19</b>	9,226	<b>-18</b>	<b>-21</b>

#### 12-months ending June

Value ('000 A\$ FOB)	Chilled		Frozen		Total	
	12-months ending June	Y-O-Y % chg.	12-months ending June	Y-O-Y % chg.	12-months ending June	Y-O-Y % chg.
<b>Total</b>	1,143,605	<b>-2</b>	1,006,482	<b>25</b>	2,150,087	<b>9</b>
<b>Boneless</b>	1,142,514	<b>-2</b>	1,005,515	<b>25</b>	2,148,029	<b>9</b>
<b>Bone-in</b>	1,091	<b>189</b>	967	<b>8</b>	2,058	<b>62</b>
<b>Carcase</b>	-		-		-	

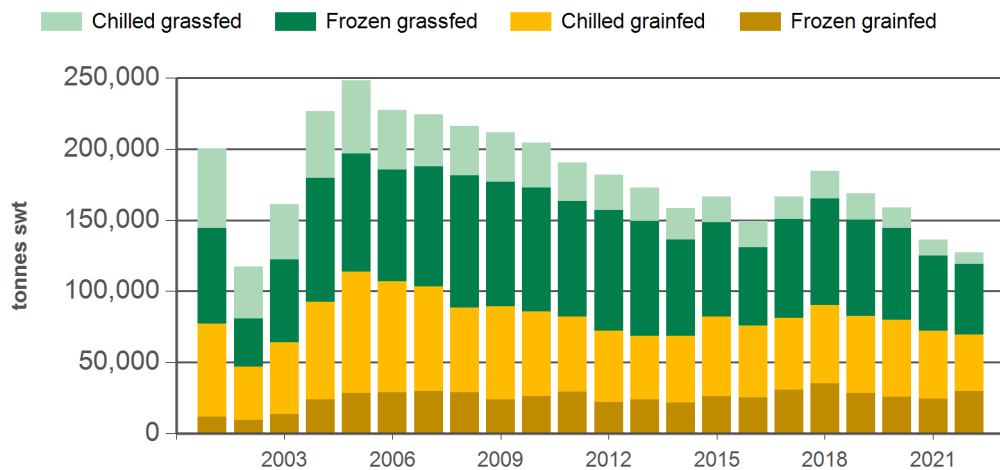
#### Calendar year-to-June

Chilled		Frozen		Total	
2022 YTD	Y-O-Y % chg.	2022 YTD	Y-O-Y % chg.	2022 YTD	Y-O-Y % chg.
549,842	<b>5</b>	506,213	<b>52</b>	1,056,055	<b>23</b>
549,073	<b>5</b>	505,568	<b>52</b>	1,054,641	<b>23</b>
769	<b>217</b>	645	<b>365</b>	1,414	<b>271</b>
-	-	-	-	-	-

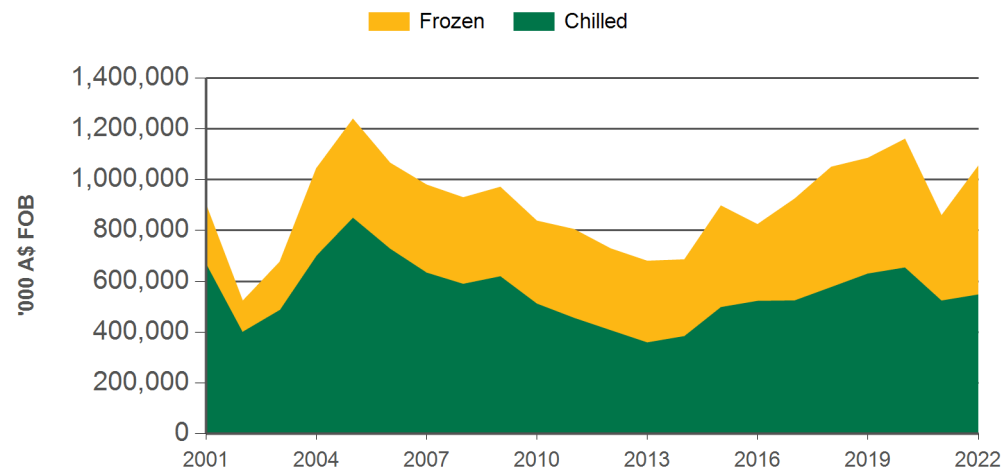
#### Month of June

Chilled			Frozen			Total		
2022 June	M-O-M % chg.	Y-O-Y % chg.	2022 June	M-O-M % chg.	Y-O-Y % chg.	2022 June	M-O-M % chg.	Y-O-Y % chg.
97,055	<b>-19</b>	<b>7</b>	125,231	<b>-1</b>	<b>83</b>	222,287	<b>-10</b>	<b>40</b>
96,842	<b>-19</b>	<b>7</b>	124,855	<b>-1</b>	<b>82</b>	221,697	<b>-10</b>	<b>40</b>
213	<b>134</b>	<b>1,248</b>	376	<b>85</b>	<b>2,277</b>	589	<b>100</b>	<b>1,763</b>
-	-	-	-	-	-	-	-	-

Source: DAWR, ABS. SWT = Shipped weight. Volume YTD = Calendar year-to-July. Value YTD = Calendar year-to-June. Y-O-Y = Year-on-year. M-O-M = Month-on-month. Grainfed is the prefix for grainfed beef. Grassfed is the prefix for grassfed beef. For further information email [globalindustryinsights@mla.com.au](mailto:globalindustryinsights@mla.com.au).

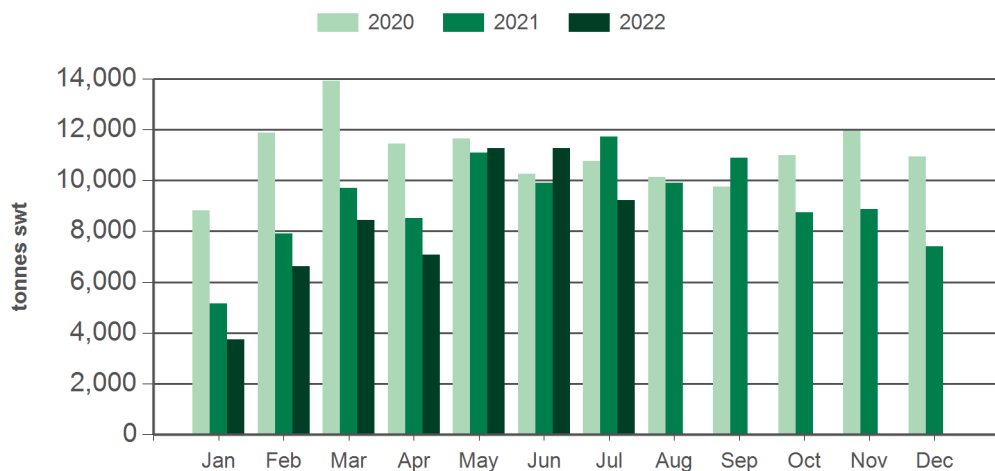


Source: DAWR, Prepared by MLA



Source: ABS, Prepared by MLA

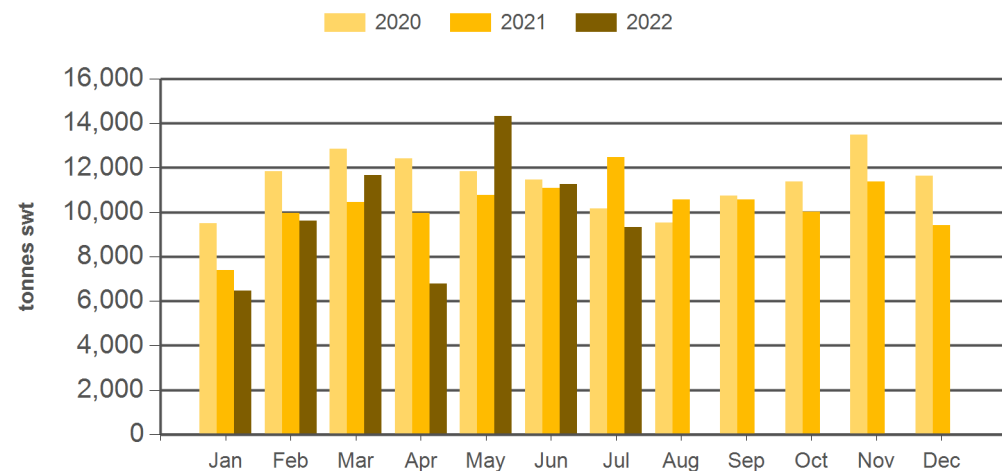
### Monthly grassfed beef exports to Japan



Source: DAWR, Prepared by MLA

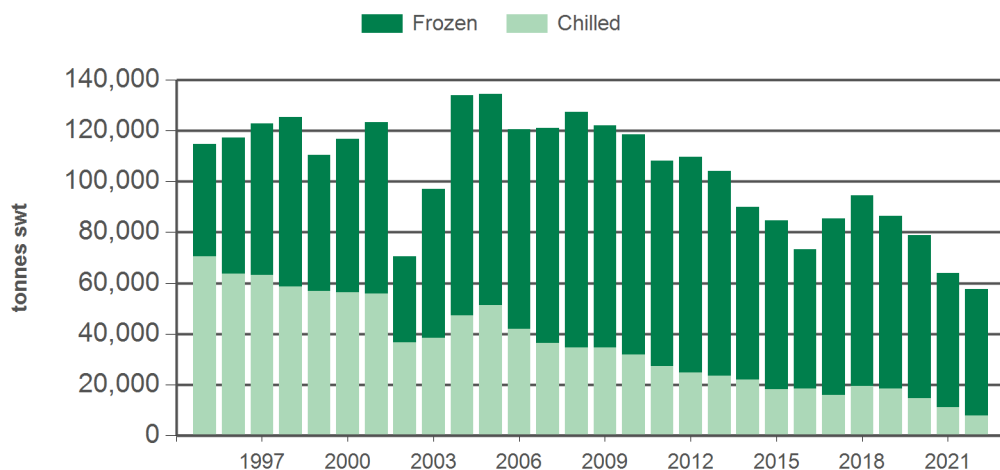
### Year-to-July grassfed beef exports to Japan

### Monthly grainfed beef exports to Japan

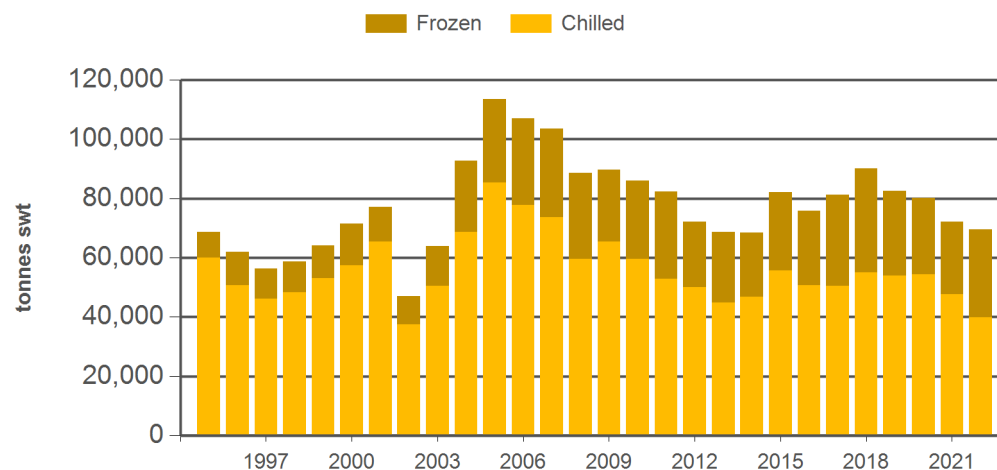


Source: DAWR, Prepared by MLA

### Year-to-July grainfed beef exports to Japan



Source: DAWR, Prepared by MLA



Source: DAWR, Prepared by MLA

### Historical beef exports - Calendar year totals

Volume (tonnes swt)	2007	2008	2009	2010	2011	2012	2013	2014	2015	2016	2017	2018	2019	2020	2021	2022 YTD	Y-O-Y % chg.
<b>Total</b>	377,866	364,304	356,569	356,213	342,188	308,540	288,796	293,780	285,224	264,325	292,364	315,891	287,497	269,303	233,820	127,061	-7
<b>Grainfed</b>	171,452	149,184	155,189	154,363	141,457	124,101	116,383	130,646	139,685	129,005	142,057	153,225	138,042	136,824	124,033	69,443	-4
<b>Grassfed</b>	206,413	215,120	201,380	201,850	200,731	184,439	172,412	163,133	145,540	135,320	150,308	162,666	149,454	132,480	109,787	57,618	-10

Source: DAWR. SWT = Shipped weight. YTD = Calendar year-to-July. Y-O-Y = Year-on-year. For further information email [globalindustryinsights@mla.com.au](mailto:globalindustryinsights@mla.com.au).

© Meat & Livestock Australia Limited, 2016. ABN 39 081 678 364. MLA makes no representations as to the accuracy of any information or advice contained in this publication and excludes all liability, whether in contract, tort (including negligence or breach of statutory duty) or otherwise as a result of reliance by any person on such information or advice. All use of MLA publications, reports and information is subject to MLA's Market Report and Information Terms of Use. Please read our terms of use carefully and ensure you are familiar with its content - [click here for MLA's terms of use](#).